



VOL. XLIX NO. 6 P.O. Box 3454, Tustin, CA 92781-3454 June 2008

The PREZ Says:


Hello OCARC

Summer is upon us and it is Field Day time. Our plans are firmly etched in Jello and I am looking forward to the end of the month. This is promising to be an eventful year. We are celebrating the clubs 75th anniversary, participating in the Orange County Fair, planning a group camp out and more is to come.

73 and see you at the club meeting,

Willie, N8WP

TABLE OF CONTENTS

Prez Says 1	OC Fair Help Needed 9
Club Contacts & Info. 2	Field Day Word Search . . . 10
Field Day Details 3	Heathkit of the Month . . . 11
Contest Schedule 4	Heathkit (cont.) 12
May General Meeting Minutes . . 5	Heathkit (cont.) 13
June Mtg - D-Star Presentation . . . 6	History of OCARC – Part 4. .14
Board Meeting Minutes 7	Attention Members 15
Ham Cuisine 8	
Submit an Article 9	

**THE ORANGE
COUNTY
AMATEUR RADIO**



Club Dues:

Regular Members...\$20
Family Members*...\$10
Teenage Members...\$10
Club Badge**...\$3

Dues run from Jan. through Dec. & Are prorated for new members.

* Additional members in a family of a regular member pay family rate up to \$30 per family

** There is a \$1 charge for the badge being mailed to you.

ORANGE COUNTY AMATEUR RADIO CLUB – W6ZE

2006 Board of Directors:

President:

Willie Peloquin, N8WP
(714) 318-4047
n8wp@arrl.net

Vice President:

Nicholas Haban, AF6CF
(714)693-9778
AF6CF@w6ze.org

Secretary:

Ken Konechy, W6HHC
(714) 744-0217
W6HHC@w6ze.org

Treasurer:

Paul Gussow, W6GMU
(714) 624-1717
W6GMU@w6ze.org

Membership:

Chris Winter, W6KFW
(714) 543-6943
W6KFW@w6ze.org

Activities:

Kristin Dankert, K6PEQ
(714) 544-9846
K6PEQ@w6ze.org

Publicity:

Rich Helmick, KE6WWK
(714) 343-4522
KE6WWK@arrl.net

Technical:

Bob Eckweiler, AF6C
(714) 639-5074
AF6C@w6ze.org

Members @ Large:

Dan Dankert, N6PEQ
(714) 544-9846
N6PEQ@w6ze.org

Hank Welch, W6HTW
(562) 697-2239
W6HTW@w6ze.org

2006 Club Appointments:

W6ZE club license trustee:

Bob Eckweiler, AF6C
(714) 639-5074
af6c@arrl.net

Club Historian:

Bob Evans, WB6IXN
(714) 543-9111
bobev@netzero.net

RF Editor for June:

Kristin Dankert, K6PEQ
(714) 544-9846
K6PEQ@w6ze.org

WEB Master:

Ken Konechy, W6HHC
(714) 744-0217
kkonechy@pacbell.net

ARRL Assistant Director:

Ken Konechy, W6HHC
(same as above)

ARRL Awards Appointee:

Larry Beilin, K6VDP
(714) 557-7217
k6vdp@aol.com

OCCARO Delegate:

Loran Dargatz, KD6LRD
(714) 777-9081
dargatzLR@msn.com

MONTHLY EVENTS:

General Meeting:

Third Friday of the month
at 7:00 P.M.
AMERICAN RED CROSS
601 N. Golden Circle Dr.
(Near Tustin Ave. & 4th St.)
Santa Ana, CA

Club Breakfast:

First Saturday of the month
at 8:00 am
Jaugerhaus
2525 E. Ball Road
(Ball exit off 57 freeway)
Anaheim, CA

Club Nets (W6ZE):

7.086 + MHz CW OCWN
Sunday 9-10 a.m.
Rick KF6UEB, Net Control

28.375 + MHz USB
Wednesday 7:30-8:30 p.m.
Bob AF6C, Net Control

146.55 MHz Simplex FM
Wednesday 8:30-9:30 p.m.
Bob, WB6IXN, Net Control

Field Day is Coming!!

O.C.A.R.C.'s 2008 A.R.R.L. Field Day
June 28th - 29th, 2008
(Always the fourth full weekend in June)

Location:

The Orange County Amateur Radio Club, OCARC, will once again host Field Day at the Joint Forces Training Base in Los Alamitos, CA.

Everyone is welcome to attend. Amateur radio operators are encourage to bring their families. If you're a ham just visiting the area on business or vacation, you're welcome to join us.

Maps to the Field Day site are available on the OCARC Web Site.

Driving Instructions:

The main gate to the base may be reached by:

- * Take the Valley View (north) exit from the 405 or 22 FWY
- * Head north on Valley View St. to Katella Ave. (2.0 miles)
- * Turn left (west) on Katella Ave.
- * Head west on Katella Ave. to Lexington Dr. (1.5 miles)
- * Turn left (south) on Lexington Dr.
- * Continue straight to the Los Alamitos JFTB gate (1/4 mile)


Tell the guard at the gate that you are visiting the amateur radio Field Day event at the EOC. Have your driver's license or a picture ID ready to show to the guard.

The location of the OCARC FD on the base can be reached by continuing south on the gate road and turning left (east) at the second opportunity (first road). As you head east, you can see the California Office of Emergency Services EOC building (with the large microwave tower) as the first building on the south side of the road. Field Day operations will be held in the field north of the EOC building.

Setup:

Setup is scheduled to begin at noon on Friday June 27th. If you plan on arriving earlier than that, please contact our Field Day Chairman Willie Peloquin - N8WP for instructions

2008 CONTEST SCHEDULE




JUNE:

14-16 ARRL June VHF QSO Party
28-29 Field Day

JULY:

12-13 IARU HF World Championship



AUGUST:

2-3 ARRL VHF Contest
16-17 ARRL 10 GHz and up Contest

SEPTEMBER:

13-14 ARRL VHF Contest
20-21 ARRL 10 GHz and Up Contest

NOVEMBER:

1-2 ARRL November Sweepstakes (CW)
15-17 ARRL November Sweepstakes (Phone)

DECEMBER:

5-7 ARRL 160 Meter Contest
13-14 ARRL 10-Meter Contest



Hope to Hear you in the next Contest!

**OCARC
General Meeting Minutes**

2008-05-16

The OCARC May General Meeting was held at the Red Cross complex in Santa Ana at 7PM on Friday evening, May 16th. There were a total of 42 members and visitors present. A quorum was present with all of the club directors attending, except Dan-N6PEQ and Kristin-K6PEQ, who were off working at the Dayton HamConvention.

PROGRAM:

A great program was presented by speaker Arnie Shatz N6HC, (member of OCARC) who gave a “1st hand talk” on the:

“3B7C DXpedition to St. Brandon”

Arnie N6HC explained that 3B7C was located in the Indian Ocean, East of Madagascar, and that this DXpedition was held in Sept of 2007.



Fig 1 – Arnie Shatz N6HC explained the details and planning required to prepare for a DXpedition like 3B7C.



Fig 2 – The “red dot” indicated the location of Saint Brandon Isle in Indian Ocean.

Arnie further explained that this DXpedition was sponsored by the FSDXA organization and had a total of 25 participants



Fig 3 – Unloading equipment on St Brandon Isle. Arnie Shatz N6HC explained there is not much of an island, but the white sands, blue skies, and lagoon waters paint a pretty picture.

OCARC General Minutes – is cont'd on next page

OCARC Gen Minutes – cont'd



Fig 4 – One of the operating rooms on St Brandon Isle with many many radios.

Submitted by: Ken Konechy W6HHC
OCARC Secretary



D STAR Presentation
June 20, 2008



D-STAR (Digital Smart Technologies for Amateur Radio) is a digital voice and data protocol specification developed as the result of research by the Japan Amateur Radio League to investigate digital technologies for amateur radio. While there are other digital on-air technologies being used by amateurs that have come from other services, D-Star is one of the first on-air standards to be widely deployed and sold by a major radio manufacturer that is designed specifically for amateur service use. D-Star compatible radios are available on VHF and UHF and microwave amateur radio bands. In addition to the over-the-air protocol, D-Star also provides specifications for network connectivity, enabling D-Star radios to be connected to the Internet or other networks and provisions for routing data streams of voice or packet data via amateur radio call signs.

The Speaker for the presentation will be Howard Brown, KG6GI. Howard has been active in Amateur Radio for over 20 years. He currently is Repeater Director for the South Orange Amateur Radio Association (SOARA) and maintains 7 repeater systems in Orange County, CA. He is a member of the TASMA Board & Technical Committee and serves as their database manager. Howard is currently President of the 220 Spectrum Management Association. He also serves as Treasurer of the Orange County Council Amateur Radio organizations (OCCARO).

OCARC

Board Meeting Minutes

2008-06-07

The OCARC Board meeting was held at the JagerHaus Restaurant in Anaheim at 8:15AM on Saturday, 2008-06-07. There were a total of 15 members and visitors attending. There was a quorum of directors in attendance, with the following officers present: Willie-N8WP, Nicholas-AF6CF, Ken-W6HHC, Bob-AF6C, and Hank-W6HTW.

DIRECTOR REPORTS:

- **Vice President** - Nicholas AF6CF reported that the following programs are planned:
 - June is D-Star
 - September is OCARC Club Reunion
 - October is OCARC Auction
- **Treasurer** – No report. Paul W6GMU was on vacation
- **Secretary**
 - Ken-W6HHC reported that one new membership application had been received at the Post Office, Phil-N6FNT of Irvine.
 - Ken also received a “Megan’s Law form” for the OC Fair. The form was turned over to Willie-N8WP.

OLD BIZ:

- **RF NewsLetter “Rotating” Editors**
 - June is Kristin K6PEQ
 - July is Ken W6HHC
 - August will be Loran KD6LRD
- **Field Day 2008**
 - Willie-N8WP reported the club would most likely operate as Class 5A this year.
 - Ken W6HHC will follow up with Paul-W6GMU to see if the club has a copy of the current insurance policy.
 - The FD Planning meeting followed the completion of the Board meeting.
- **New Aluminum Tower**

The new 50-foot tower that was ordered from AES arrived and is stored at Willie’s QTH.

- **Pay Pal for WEB Site**

Bob-AF6C reported that he was finishing up a new WEB membership page that would then provide for linking to a PayPal button. However, Bob explained he needed some help from Willie-N8WP on the software code to integrate Pay Pal payments on the WEB form.

- **OCARC Coffee Mugs**

Willie-N8WP and Cheryl-KG6KTT displayed two sizes of mugs with the new club LOGO. These mugs were printed with on equipment that Willie purchased. The biggest remaining issue is finding a local distributor of the basic mugs to avoid large shipping costs.

- **OCARC Campout**

The members at the board meeting chose Point Magoo State Park as a site for a club campout in August or September. Willie will complete reservations.


- **Discussed but No Actions**

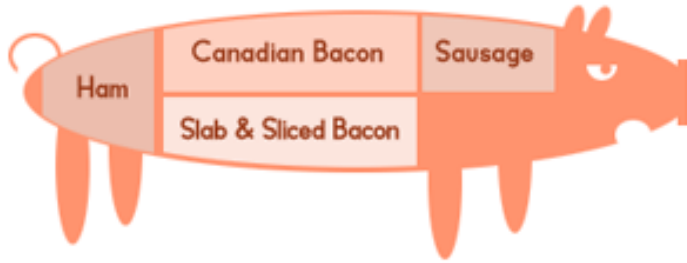
- CERT Training
- Working with Scout Troops
- Fox Hunt Picnics
- Online Member Database
- OCARC Re-union Meeting

NEW BIZ:

- There was no new business presented at the meeting.

Submitted by: Ken Konechy W6HHC
Secretary





Ham Cuisine


*by Kristin Dankert K6PEQ
k6peq@w6ze.org*

The following recipe for "Spicy Ham Chili" was found on the National Pork Board website. Talk about a great recipe for Field Day! Enjoy!

Spicy Ham Chili

Ingredients:

- 1 pound ham, cut into 1/2-inch cubes
- 2 tablespoons olive oil
- 1 large onion, chopped
- 1 jalapeno chile, seeded and minced
- 2 cloves garlic, minced
- 2 28-oz. cans chopped tomatoes, un-drained
- 1 10-oz. package frozen whole kernel corn
- 1 15-oz. can black beans, rinsed and drained
- 1 green bell pepper, seeded and diced
- 2 tablespoons brown sugar
- 1 tablespoon ground cumin
- 1 1/2 teaspoons ground coriander
- 1 tablespoon Worcestershire sauce



Cooking Directions:


In a small skillet, heat the olive oil and sauté onion, jalapeno and garlic until onion is tender, roughly 4 minutes. Place onion mixture in a 4 to 5 quart crock-pot, and add remaining ingredients mixing gently. Cover and cook on "High" setting for 4 hours. Serve over hot rice, with sour cream, shredded Cheddar cheese, and chopped fresh cilantro, if desired. Serves 6 people. Wear rubber gloves when handling hot chile. Please use caution when sautéing chile. Do not inhale fumes or stand with face directly over skillet.

NEWSLETTER ARTICLES NEEDED!

Do you have an idea for a newsletter article? Maybe you have acquired a new piece of equipment, designed or constructed a new antenna, took a trip focused around ham radio, want to share an amateur radio related experience or discuss a technical topic. Why not write an article for the monthly RF newsletter? The article can be short or long, simple or elaborate, and can even include pictures! The RF newsletter relies on articles from our members. So why not give it try? Write an article and send it to the newsletter editor. It's fun, and at the same time, your contribution helps support our club and hobby!



Orange County Fair 2008



OCARC has two days that we are volunteering at the OC Fair. We need to fill these days quickly!

Please contact Loran at (714) 777-9081 or
dargartzLR@msn.com



Field Day Word Search

D	X	I	G	N	E	L	M	E	S	R	M	E	E	T	I	N	G	S	F
X	E	M	M	A	H	E	V	M	B	T	C	A	D	G	H	E	A	U	N
I	A	C	F	Z	M	H	L	E	U	C	L	O	V	R	O	T	O	P	E
O	C	O	U	T	E	A	H	M	I	F	U	D	S	U	S	H	G	P	V
I	T	U	A	R	M	M	T	B	X	A	B	Y	U	O	R	A	N	G	E
D	I	N	O	H	V	S	M	E	C	F	H	E	A	R	G	N	T	G	L
A	V	P	S	E	K	A	T	S	U	D	H	S	U	P	P	K	J	D	B
R	E	L	L	W	U	B	D	H	E	R	R	O	P	P	U	S	A	C	T
Q	S	U	T	E	X	A	U	L	E	F	N	T	I	N	R	E	M	L	E
V	A	L	E	N	T	I	L	E	C	V	L	D	F	E	I	H	R	F	V
H	A	M	Q	U	E	D	C	O	U	N	T	Y	R	T	H	A	N	S	E
A	R	T	S	O	R	A	N	R	V	J	B	S	U	L	C	L	U	V	N
S	H	N	D	E	I	R	F	A	I	E	E	M	E	E	T	I	G	N	T
D	R	C	N	C	L	U	H	G	V	V	L	S	H	G	A	U	M	B	S
W	A	V	E	S	T	I	N	E	O	E	F	R	E	I	N	D	S	N	U
J	F	U	I	D	N	R	A	F	L	N	J	A	L	B	U	I	L	C	F
O	F	S	R	U	F	A	T	R	C	P	E	H	E	L	O	F	X	F	U
R	E	B	F	B	M	F	D	A	C	R	E	W	O	T	I	E	S	D	B
A	I	N	H	C	J	F	V	H	L	O	V	D	W	X	O	R	A	N	H
N	R	E	W	O	P	L	H	E	A	R	S	U	P	P	O	R	T	Y	M



ROPE
TOWER
DXING
MEMBER
WAVES
EVENTS
FRIENDS
ACTIVITIES



COUNTY
RADIO
AMATEUR
THANKS
HAMS
STAKES
SUPPORT
HELP



POWER
CLUB

ELMER
MEETINGS
FUN



Heathkit of the Month

by Bob Eckweiler, AF6C

The GH-17 Soldering Iron Family

Introduction:


One tool found in most ham shacks is the soldering iron. There are many different models of irons that have become available over the years. Many just plug in and you adjust the heat by using different elements that screw into the handle. Tips are usually interchangeable too. Newer soldering "stations" allow you to adjust the heat and some even use closed-loop temperature feedback to keep the tip temperature constant.

Heathkit, over a period of about seventeen years (1965 to 1981), produced a series of three simple soldering "stations" that had switch selectable temperatures. These soldering irons were based on a 6-volt 25-watt General Electric soldering handle that took screw-in elements with integral tips.

GH-52 Soldering Iron:

The first soldering iron kit was the GH-52; it appeared in early 1965. The GH-52 has a five-position temperature switch on the front panel with positions marked as **OFF - STBY - LOW - MED - HIGH**. The front panel also has a neon power light to indicate when the iron is on. I was unable to find a schematic of the GH-52, but I expect the **STBY** position switched a diode into the circuit to drop the iron duty cycle in half. The March 1965 Heathkit catalog gave the following information for the GH-52:

*"...Features 6-volt, 25-watt GE midget-type industrial soldering iron with an iron-clad tip...".
"Provides selection of 8 ranges...". "Includes transformer-operated power supply & protective metal cage."*



The GH-52 kit cost \$14.95 in the March 1965 Heathkit catalog.

I was unable to find a schematic or manual for the GH-52 so I can't say how the additional four temperatures were selected. If anyone has a manual or schematic, I'd be interested in talking with you or getting a scan of the schematic.

Orange County Amateur Radio Club – W6ZE


GH-17 Soldering Iron:

Heathkit sold the GH-52 for about a year-and-a-quarter before it was replaced by the GH-17. The GH-17 looks closely like the GH-52 except that it has three heat ranges with no **STBY** position on the switch. The neon ON light has moved from above the switch to the lower right corner of the front panel. Also, the soldering tip holder bracket within the cage now allows the iron to be placed under the bracket with the handle held in a cutout and the tip projecting beyond the rear of the cage. This allows "handsfree" soldering; that is you can use both hands for soldering and not holding the iron. This can be useful when soldering connectors on cables.

Electrically, the GH-17 uses a transformer with a tapped primary to adjust the secondary voltage that powers the iron. The primary taps provide approximately 4.5, 5.5 or 6.5 volts to the heating element in the three switch settings, corresponding to about 12, 18, or 25 watts. The neon power lamp is across the full primary winding and thus will glow at a different intensity for each switch setting, being brightest when on high. Figure three shows the schematic of the GH-17.

The GH-17 manual gives the following specifications for the kit:

Iron Type:	6-volt, 25-watt element (nom.) with 1/4" beveled, iron-clad tip.
Heat ranges:	Three different heat ranges are available.
Switch:	Heat Range Switch with OFF, LOW, MED, and HIGH positions.
Transformer:	The transformer has tapped primary windings.
Power Rqmts.:	105 to 130 VAC 50/60 Hz.
Iron Dimensions:	8" long with 6 foot heavy cord.
Case Dimensions:	5-1/8" H x 3-5/8" W x 5-1/2" D.
Net Weight:	3 lbs.



Three tips were available for the GD-17 these tips also fit the GH-52. These tips included the heating element. They are listed in the back of the GH-17 manual and cost \$3.99 each in 1967:

Heath Part # GDP-317 (GE Part # 6A211)	1/4" Chisel (Beveled) Tip (Provided)
Heath Part # GDP-327	3/16" Pyramid Tip (available accessory)
Heath Part # GDP-337	3/16" Chisel Tip (available accessory)



Orange County Amateur Radio Club – W6ZE

GH-17A Soldering Iron:

Sometime before late 1973 the GH-17 was replaced with the GH-17A. The GH-17A looks identical to the GH-17 except for one change. It now has a three wire power cord that results in the grounding of the soldering iron cabinet. This was done for safety reasons and UL codes. The price increased to \$15.95. The cost of additional tips also went up to \$5.45 for the standard tip and \$5.75 for the accessory tips.

The GH-17A stayed a viable Heathkit until the early eighties. At that time Heath started selling a Weller soldering station (assembled) in their catalog. The GH-17A went through numerous price changes, selling for \$22.95 in 1976, \$24.95 in 1977 and \$39.95 in the Christmas 1981 Catalog. The kit no longer appeared in the Christmas 1983 catalog.

Using the GH-17

The Heathkit iron was a pleasure to use. It was light weight and easy to handle. The heavy six-foot cord didn't kink easily and the wooden handle (also a GE product) was light and easy to grasp. The fact that the heating element was out at the tip and about 2 inches from the handle kept the handle cool unlike many earlier soldering irons. The iron's three temperatures were handy. **LOW** was for working on printed circuit boards and small heat sensitive parts. The low setting was also used for standby if you had a few other tasks to accomplish before resuming soldering. **MED(ium)** was best for point-to-point wiring and soldering to those terminal lug strips Heathkit used in many of their products. The setting also provided a little extra heat when soldering to a printed circuit ground-plane. **HIGH** was for the heavy soldering tasks such as electrolytic can ground terminals, direct connections to the chassis, those heavy filament transformer leads, etc.

The GH-17 was used for building many products over the years, and mine still works well. Unfortunately, the tip is well worn and replacement tips are no longer available that I could find. Every once and a while one does show up on eBay. In hindsight it would have been smart to buy some extra tips while they were available. The two smaller accessory tips would still be quite useable in today's transistorized world.

Summary:

The Heathkit GH-17 and its cousins were one of those simple inexpensive one-evening kits that were fun to put together and became very useful. The kit was easy to assemble and The one flaw with the kit was that you needed a soldering iron to put it together! To assemble the soldering iron I used a soldering iron that was on its last legs and died shortly after creating its replacement. Shortly after the iron was assembled it was borrowed by a fellow ham who ended up using it to build his own GH-17. Now, one would think that a flaw with the kit was that you needed a soldering iron to put it together. However, Heath has instructions for assembling the kit using the kit itself to do the job!

A Request:

As a longtime Heathkit fan I'm enjoying writing these articles. Sometimes it's difficult to give prices and dates because of my limited Heathkit catalog resources. If you have any old Heathkit catalogs you are throwing out please send them my way. If you have some catalogs that you don't want to depart with that's fine too. Let me know the ones you have and I'll contact you if I need information out of it for a specific kit. Generally, this means whether the kit existed in the catalog and what the cost was. Occasionally, if I can't find more information elsewhere, I'll ask you for the description. The same goes for Heathkit manuals. I'll try to include in a future article a list of catalogs I have so you can contact me if I can be of assistance.

If there is a Heathkit you'd like to see featured in this column, please let me know and I'll consider it if I can find enough information. I may be reached by sending email to my email address (see page two) or to rf_feedback@w6ze.org

**A HISTORY OF THE ORANGE COUNTY
AMATEUR RADIO CLUB - Part 4**

by Bob - WB6IXN, Club Historian

***** THE POST WAR YEARS *****

Here, we concern ourselves with Club history covering the years 1945 - 1957. The Club reorganized after the war in 1945. Roy Maxson, W6DEY, was elected president. [Note that Roy W6DEY will later play another key role in obtaining the W6ZE call letters for OCARC.] The Club had various meeting places. We met in the Church of the Messiah, 6th & Bush; at Jack Fisher Park in north Santa Ana; at the old Air Force building on 8th Street; and at the Orange County Communication Center, 12502 Placentia Ave., affectionately known as "Dogpatch" since it was located next to the Orange County Dog Pound!

Orange County was a part of the LA Section from about 1926. However, around 1949, we became part of the San Diego Section, because Dale Bose, W6BWO, was the first SCM from Orange County for the San Diego Section. In 1965, the Orange Section was created. At the first meetings in late 1945, Tommy Gentges, W6ALO; S.T. McNeal, W6LDJ; Charles Boquist, Jr., W6LRL; Charles Boquist, Sr., W6RLQ; Edward "Bruce" Snyder, W6OV; Chuck Lunder, W6CGF (possibly an officer in the Club and living in Orange in 1978); and "Bob" Burton Baird, W6CIG, a post office employee (now a silent key) could all be found on the scene, just to mention a few!

At meetings, too, Bob Swenson, W6HIL, having come to CA in 1946, represented the Marine Corps. He was stationed at the El Toro base and attended Santa Ana College. Many old timers previously mentioned on the pre-war list,

returned to the Club and will not be mentioned here.

In November of 1953, the RF Newsletter was born (Volume 1, Number 1) under somewhat mysterious conditions. Mysterious, because no one knew who the editor was for quite a few months. The RF newsletter was started up by Dr. Marinus Conway W7CRB/W6UPP who just wanted to prepare a simple "who has been heard on the air" letter. Soon many OCARC members were assisting the editor with the publishing chores and by adding news of coming events, technical articles, and write-ups on new radio equipment. The first technical article (appearing in Vol 1, No 2), "Scotchman's Modulator" was submitted by Earl Griffin W6ZE. Yes, Earl Griffin is the original holder of the W6ZE call letters now used by the OCARC!! 'RF' was an immediate success! Over 400 copies were distributed at the expense of the editor and two other OPs. It is good to know that the traditions of the early RF Newsletter live on today...with Volume 49, Number 6 "hot off the press".

***** A NEW ERA *****

The OCARC activities slowed down in the mid-1950s. Eventually the meetings stopped. Formation of the OCARC once again took place on Oct. 22, 1958 under the urging of Ted Glick, KN6LJA. The first meeting was in the upstairs attic room of Johnny Angel's Cash & Carry Store, This location later became the Santa Ana Electronics store (now closed) at the corner of 4th & Oak Streets. Nine or ten members were present. Acting officers were: Ken Kessel, W6BVI, President, and George Sinsel, W6HJG, Secretary-Treasurer.

(to be continued
...Bob Evans, WB6IXN, Club Historian.)



Attention Members!!!

Do you know a fellow ham that would be interested in joining OCARC? Do you have a friend that is curious about ham radio and wants to learn more about our hobby? Why not invite him or her to one of our exciting monthly meetings?!?! The meetings are fun, informative and entertaining. And don't forget about the raffle prizes too. So bring a visitor to one of our meetings, and help **your** club expand!

Make sure to inform your friends of our club's website, which is always kept up to date. Information on club meetings, activities and our newsletter archive make it a worthwhile site to surf! <http://www.w6ze.org>

We hope to see you and a guest at our next meeting!