

**R****F**

ORANGE COUNTY AMATEUR RADIO CLUB

P.O. BOX 1074, ORANGE, CA., 92668

FEBRUARY 15th PROGRAM -

Oscar Satellite Communications

This month's guest speaker will be Julian Macassey, N6ARE. Julian is a noted lecturer and speaker and has had an extensive background in Satellite communications. Julian's satellite experience goes back to Oscar 6, and he has been involved in VHF-UHF work for several years. He has an excellent mix of technical info, quality experience, and good humor. Be sure not to miss this informative program. Satellite communications will be a wave of the future for us, so come and learn all about it. With the decreasing sunspots over the next few years, more and more hams will be looking to this new frontier.

Future Programs -

March 15, 1984 - Bob Blumencrantz, NI6R will be demonstrating his remote base and cross band link system. Come and see Bob use his portable 2 meter transceiver to have complete control over his base HF station. Bob can change bands, QSY, rotate his HF antennas, increase power, etc. all from his handie talkie. Bob is President of Engineering Consulting. His company markets the Remote A Pad, a remote control interface board and DTMF decoder, and the Audio Blaster, which corrects the low audio problem in the Icom IC-02AT.

April 19, 1985 - Harold Price, NK6K will be making an excellent presentation on Packet Radio. Harold is one the pioneers of packet radio, having been closely involved in its early development. In addition to his talk, we hope to have some live demonstrations, with some hands on opportunities for the club members. New packet stations are coming on the air each day, and you can get in on it too. Come to this meeting to find out all about it.

73's and CUL AR de KG6OK - Herb SK
(ex-N6KJL ed.)

1984 CLUB BOARD of DIRECTORS

President	Bob Eckweiler	AF6C	639-5074
Vice President	Herb Rosenberg	KG6OK	857-2032
Secretary	Frank Smith	WA6VKZ	838-3271
Treasurer	Chris Breller	KA6IMP	(WK) 651-2505 (Rm4) 651-3911
Activities Chairman	Joe Partlow	KB6FZU	542-3122
Membership Chairman	John Meacham	N6LMX	842-4702
Public Relations O. T.V.I. Chairman	Al Watts Ken Konechy	W6IRR W6HHC	531-6245 541-6249
Member At Large	Kei Yamachika	W6NGO	538-8942
Member At Large	Dottie Watts	W6IBP	531-6245

CLUB APPOINTMENTS

Club Historian	Bob Evans	WB6IXN	543-9111
W6ZE Trustee	Bob Eckweiler	AF6C	639-5074
R.F. Editor	<open>		
Teen Representative	<open>		

CLUB FUNCTIONS

MONTHLY MEETING: 3rd Friday of each month, 7:30PM at:
MERCURY SAVINGS & LOAN
Feb 15th 1095 Irvine Blvd. (4th St becomes Irvine)
Tustin, Ca.
Mar 15th
Apr 19th (Take the 4th St. exit to the 55 FREEWAY
and head east. Continue about two blocks
past Newport Blvd. on the left.)

CLUB BREAKFAST: 1st Saturday of each month, 8:00AM at:
MIMI'S CAFE
Mar 2nd 17231 17th Street
Tustin, Ca. (714) 544-5522
Apr 6th (55 FREEWAY at 17th Street east.)

CLUB NETS

BAND	MODE	DAY OF WEEK	LOCAL TIME	FREQ MHz
2 Meters	FM	Wednesday	2100 hrs.	146.550
15 Meters	SSB	Wednesday	2000 hrs.	21.375
15 Meters	CW	Sunday	2000 hrs.	21.175

(Listen for W6ZE, net control)

THE PREZ SEZ...

The first meeting of the new year is now history. The amateur TV demonstration presented by Tom, W6ORG was quite interesting. I'm lucky that I don't own a TV camera or I'd probably have the urge to jump-in. If anyone is thinking of starting in ATV contact me and I'll introduce you to a couple of locals that are into it.

Just prior to starting on this article I went to our Club breakfast. Eight of us, (W6NGO, W6HHC, WB6ULU, Jane Watts, KA6IMP, WA6BPX, WA6BPX's XYL, and AF6C) sat around a table at Mimi's and enjoyed the food and chatter. If you have never attended a club breakfast I strongly suggest you give it a try. Thru the past years the breakfast was held in various restaurants in Orange County. Barnaby's, on Tustin and Chapman, Mile Square Golf Course Restaurant, The Cookbook, and Sambo's on First Street were among the honored restaurants. The club breakfasts began at Manny's in the early 70's, and made a complete circle to Mimi's. Mimi's is located where Manny's was! Breakfast at Mimi's run between \$3.00 and \$6.00 with coffee. The food and service is quite good. (Especially compared to some earlier places).

Congratulations to Dottie, W6IBP (I burn potatoes???) . She has accepted a position on the Board as Member-at-Large. Because of her position last year the transition should have been automatic. I was of the understanding that she had declined the position. If I understood wrong I apologize and look forward working with her.

While I'm apologizing, I must mention the last meeting. I had some oral surgery the day prior to the meeting and was not in good condition. Talking seemed to keep my wounds bleeding and I felt it best to leave early. Thanks to Frank, WA6VKZ who took over for me and from all I heard ran a taut ship. I hope to be in better form for February.

de AF6C

KEI W6NGO is recovering nicely from a two-and-a-half gainer in pike position thru his patio roof. He is up & around and attended the club breakfast. He complains 'it only hurts when I sit!'



"My electronics teacher has no CW experience."

1984 FINANCIAL STATEMENT:

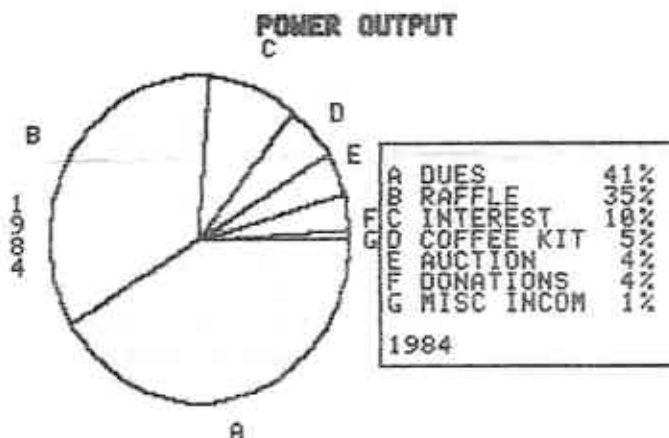
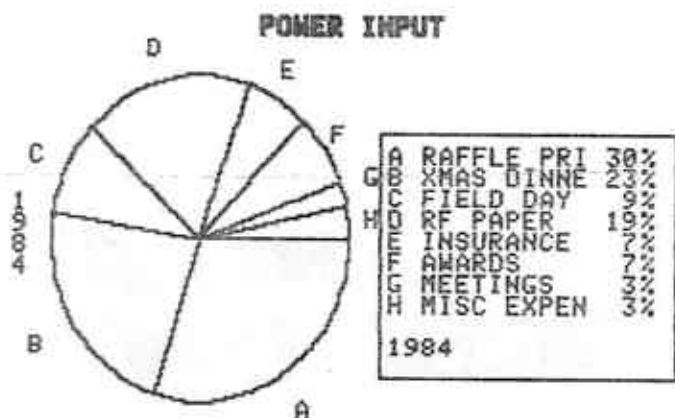
INCOME: Dues\$473.75
 Raffle404.25
 Interest109.56
 Coffee Kitty62.41
 Auction Profit ..49.00
 Generator Fund ..20.70
 Donations19.50
 Misc9.13

EXPENSES: Raffle prizes\$440.08
 Christmas Dinner.....332.50
 Field Day Food65.00
 Field Day Rentals74.00
 Stamps127.30
 RF Printing122.77
 Insurance100.00
 Plaques (1984)63.06
 Plaques (1983)39.70
 Flowers37.10
 Coffee & Donuts30.22
 P.O. Box Rental20.00
 Accounting Supplies ...8.98
 Projector Rental7.50

TOTAL \$1148.30

BALANCE: BEGINNING ENDING
 CHECKING ..\$1648.72 \$1211.25
 SAVINGS506.49 616.05
 GENERATOR FUND.....(\$266.75) (\$287.45)
 TOTALS: \$2155.21 \$1827.30

(Generator fund included TOTAL \$1476.21
 in checking account.)



EDITOR'S NOTE:

For the last two months I've had the opportunity to be the editor for the 'Official Organ' of the O.C.A.R.C., "RF". Being the editor has been a lot of fun and I enjoy doing it. However as the editor it takes away some time that I'd rather devote to becoming a better president for the club. The job of editor is open and we would like a capable volunteer. It is really a fun job, and even more so if you own a computer with a good word processor. But I've produced many "RF"'s with just a typewriter. If any of you would like to volunteer for the job of editor, I'll be willing to help and even fill in for a month every now and then. The job is open, Give it a try.

de Bob, AF6C

TVI FROM COMPUTERS

Home computers contain high frequency clocks and other circuits that can produce radio frequency emissions. These RF emissions can interfere with televisions and HAM gear. This article discusses some approaches to reducing and eliminating TVI caused by home computers. These same approaches will also work for computers that cause interference with your HAM gear.

(NOTE: The FCC imposed regulations in 1981 that forced great improvements in home computers. Computers built since that time have greatly reduced levels of EMI (Electro-Magnetic Interference), although add-on equipment can sometimes cause problems.)

SIX STRAIGHT FORWARD APPROACHES

- 1) ISOLATE THE MODULE Home computers usually consist of more than one box (module). For example, in addition to the main computer there may be the following modules:
 * Keyboard * Printer
 * Monitor * Modem
 * Disk Drives * Joystick

These modules are usually connected to the "main module" by cables. While watching the interference on the TV, disconnect these modules from the "main module", one at a time. Most likely, you will identify the module or cabling that is the causing the problem.

- 2) GOOD GROUND Just like your HAM rig, a computer requires a good earth ground in order to minimize EMI and TVI. Check to see if your electrical outlet is a 3-prong type. You may want to try connecting a short earth ground wire from your HAM rig to the "main module" to see if it reduces the interference level.
- 3) SHIELDED CHASSIS If you have identified the "guilty" module that is responsible for the interference, open it up and inspect for proper shielding of the enclosed circuitry. Usually metal cabinets are ideal. But, check that paint hasn't prevented a good contact. If the cabinet is made of plastic, you can install an effective shield using foil that is attached to the base plate. Base plates are usually attached to "power-line-ground" or logic voltage ground. It is possible to purchase adhesive-backed foil that is a very permanent installation.
- 4) SHIELDED CABLES Each module should be connected to the "main module" by a shielded cable. At least one end of the shield should be attached to the base plate of the "main module". Ideally, both ends of the shield should be attached to base plates (at each end). However, sometimes ground loop voltages prevent attaching the shield at each end. In that case, use a hi-frequency capacitor (0.1 MFD) to connect the end of the cable shield to the module base plate. If your cable was not supplied as a shielded cable when it

TVI FROM COMPUTERS - continued

was purchased, use foil to see if the cable is the culprit. However, foil is not a very good permanent solution. So, replace the culprit unshielded cable with a shielded one for a permanent fix.

- 5) RFI TOROIDS Another problem sometimes encountered with cables is common-mode rf energy. A typical culprit with this type of problem is the cable going to the monitor. The cure is to wrap the entire cable thru a RF TOROID several turns (3 - 6). The toroid should be rated for a frequency range from 10 MHZ to 400 MHZ.
- 6) POWER LINE FILTER Finally, it is possible that RF energy is leaking out of the computer power supply and radiating from the power cord (and AC wiring too). If this is the case, then try a power line RFI filter between the end of the power cord and the AC outlet. These can usually be purchased cheaply at an electronics surplus store. (I paid about \$1 for a filter rated at 10 amps.)

If you have computer created TVI, try these ideas. I think they will help you isolate your problem and find a cure. If not give your TVI CHAIRMAN a call.

by
KEN KONECHY - W6HHC
TVI CHAIRMAN

LATE NEWS

SILENT KEY It is with regret that I have to mention the passing of a fellow amateur. Charlie Billings, formerly KJ6C, passed away last month. He was a club member during the late 70's until he moved to Clunkford, Idaho. He was active in Idaho as NC7V. Charlie will be missed. (Tnx W6IBR).

NEW CALLS There are some club members who are sporting new calls and confusing the net operators who have taken memory courses to learn their previous call:

Our Vice President Herb, ex-N6KJL, is now KG60K !!
(Wasn't that a DX Guam call?)

and: Our Membership Chairman John, ex-KB6GTQ is now N6LMX !!
(He doesn't have to water-cool his key bearings any more!)

UPCOMING MEETING TOPICS

Future Meeting Topics - I am always looking for suggestions from our club members for future topics. Please let me know if you have any ideas or suggestions on topics for our club meetings. I need your input and feedback. If there is something you are interested in finding out about, or some topic that you think would be enjoyable for the club, let me know and I will do my best to line it up.

KG60K Herb Rosenberg

NET NEWS

The TWO METER net (Wednesdays 9PM 146.55 smplx.) was quite active during January. Some old-time members, and members who haven't been too active lately, checked-in. Ted, K6LJA; Vic, WA6RNA; Mac, W6MIL; Bunnie (Mac's wife), W6NHJ; Howard, KA6CZI; Art, KD6PF; Lou, KA6BJO; and Monte, WD6AUS were among the check-ins. Alex, W6RE, presents the Westlink tapes about halfway thru the net each week. John Meachum checked-in sporting his new call. Where were you? If you have a 2-Meter rig check in; even just to say hello!


The 15 METER SSB net (Wednesdays 8PM 21.375) started-up again on February 6th. It was stopped last summer due to lack of check-ins. Here is your chance to blow the cobwebs out of your low band equipment. Inaugural check-ins on the 15 meter net were Wyatt, WA6BPX; Chris, KA6IMP; Bob, KD6XO; Herb, KG60K; and Bob AF6C. No VK's or BY's checked in (this time!!).

The 15 METER CW net (Sundays 6PM 21.175) gives you a chance to brush up on your dits & dahs. Chris, KA6IMP, or Al W6IBR, act as net control. Some of the recent check-ins include Ron, KB6EZT; John, KB6EZU; Lloyd, WB6ULU; Bob, WA6IXN;

Be sure to check-in at net starting time on the less popular nets because a net may be called early due to lack of check-ins.

Mr. "RF"

Ask an old-timer about Mr. RF! Meet and greet other members and you may win free raffle tickets!! An OCARC tradition.



See March "RF" for details.

XX

THIS MONTH'S PROGRAM...



OSCAR SATELLITE PRESENTATION

[Page 8]

ORANGE COUNTY AMATEUR RADIO CLUB
P.O. BOX 1704
ORANGE, CA. 92668



ROBERT ECKWEILER
667 COATE RD.
ORANGE, CA. 92669

FIRST CLASS!