



**R F**



**ORANGE COUNTY AMATEUR RADIO CLUB**  
VOLUME XXXX NO.10 P.O. BOX 3454, TUSTIN, CA.92781 October 1999

Web Site [Http://www.w6ze.org](http://www.w6ze.org)

The Prez Sez:

Congratulations to the Orange County Amateur Radio Club.

We have achieved another milestone in the club participation of the Wouff Hong saga.

First off we have set a precedent in the staging of the Wouff Hong by presenting FCC'S Riley Hollingsworth with an actual copy of the symble representing the Wouff Hong. As with tradition he did attend the ceremony at midnight on Saturday/Sunday at the convention. (I believe this to be the first)

I want to thank all the amateurs who took the time to rehearse, (several weeks) and to those that were not actors of leisure to take time off of their regular jobs.

I also want to extend a hearty thanks to the following club members who took part in the ceremony and to those who supported the whole group.

To wit:

The Old Man	- Bud Barkhurst WA6VPP
Novice	- Cory Terando KE6WIU
Crystal	- Jim Winn KE6BWH
High Potential	- Bob Buss KD6BWH
QRM	- Ken Konechy W6HHC
QRN	- Bob Eckweiler AF6C
Page	- Jane Breller KC6TAM

The most outstanding job was the producer Chris Breller KJ6ZH who had to put up with those pesky actors. His presentation speech at the convention dinner was a work of art. If I had the space to reproduce I surely would. At the end of his speech he presented MR. Hollingsworth with the symble of the Wouff Hong.

I also do not want to leave out all the excellent support group:

Stage Hand	- Steve Rasmussen KE6NAH
Lighting	- Tom Thomas WA6PFA
Tickets	- Tom Thomas WA6PFA
	- Larry Beilin K6VDP
	- Art Dillon KE6WOX
Certificates	- Frank Smith WA6VKZ
	Phil Andersen N7PA
	Robert Tegel KD6XO

## BOARD OF DIRECTORS 1999

President.....Bud Barkhurst.....WA6VPP.....774-6361  
Vice President.....Chris Breller.....KJ6ZH.... 310-925-9127  
Secretary.....Cory Terando.....KE6WIU.....894-3817  
Treasurer.....Ken Konechy.....W6HHC.....744-0217  
Activities.....Elmer Thomas.....WA6PFA.....771-2917  
Membership.....Lowel Burnett.....KQ6JD.....997-0999  
Publicity.....Phil Andersen.....N7PA.....731-8333  
Technical.....Frank Smith.....WA6VKZ.....838-3180  
Member at Large....Larry Hoffman.....K6LDC.....636-4345  
Member at Large....Bob Buss.....KD6BWH.....534-2995

## CLUB APPOINTMENTS

Club Historian.....Bob Evans.....WB6IXN.....543-9111  
W6ZE Trustee.....Bob Eckweiler.....AF6C.....639-5074  
RF Editor.....Bud Barkhurst.....WA6VPP.....774-6361  
Refreshments.....Art Dillon.....KE6WOX.....997-2078  
Field Day Chairman.Chris Breller.....KJ6ZH....562-925-9157  
ARRL Liason.....Frank Smith.....WA6VKZ.....838-3180  
ARRL Award Managers...Larry Beilin....K6VDP.....557-7217  
  Art Dillon.....KE6WOX.....997-2078  
RED CROSS Liason-----Bob Buss-----KD6BWH-----534-2995

## DUES

Regular Members.....\$20.00   Additional Members.....\$10.00ea  
Teenage Members.....\$10.00   Optional Club Badge.....\$5.00ea  
Dues for new members are pro-rated quarterly from January First  
each year. Family members must reside at the address of a  
regular member. Only one RF is sent per household.

The Wouff Hong symble used at the ceremony was made by Cory KE6WIU and the one that was presented to MR. Hollingsworth was made by Tom WA6PFA.

The most important item was the remaking of the tape (CD). All the actors lines were recorded onto separate tracks as was the background music and sounds, then mixed into the final tape. This undertaking was done by the expert work of Chris KJ6ZH, Bud WA6VPP and my son Bob. My son's studio where the recording was done was excellent, without which we would not have had a very superior sound tape and a master CD.

All attendees at the ceremony were in awe at the presentation, as it came off very professional.

I talked to some of the amateurs at the end, and, the comment was the best Wouff Hong that they had ever attended.

With all this in the past, I venture to say it will be sometime before we outdo this production.

I sincerely hope I did not leave anyone out who participated in the Wouff Hong remaking.

Don't forget the Annual Action on Oct 15<sup>th</sup> at Red Cross meeting place in San Ana. See the rules included in this newsletter

Bring all your junk - I mean treasures. Take some home and leave some.

73 de Bud WA6VPP

#### FIX FOR A SMALL Y2K PROBLEM

If you have not done this you should do it since this default date format feeds application software. It is worth changing.

#### TEST:

Click on "START"  
Click on "SETTING"  
Click on "CONTROL PANEL"  
Double click on "REGIONAL SETTINGS" icon  
Click on the "DATE" tab at the top of the page.


Where it says, "Short Date Sample," look and see if it shows a "two digit" year (yy). That is the default setting for Windows 95, Windows 98 and NT. This date RIGHT HERE is the date that feeds application software and WILL NOT roll over in the year 2000. It will roll over to 00.

Click on the "SHORT DATE STYLE" pull down menu and select the option that shows, mm/dd/yyyy. (Be sure your selection has four y's showing and not two.)  
Click on "APPLY" and then click on "OK" at the bottom.

Easy enough to fix. However, every single installation of Windows worldwide is defaulted to fail Y2K rollover.

(This information was sent by Pat, WB1DBO, to Chuck Phillips, WB2MSV.

Chuck's e-mail: CHWB2MSV@aol.com)



For the last few years, the ten-meter band has been pretty quiet. Band conditions have been such that the only openings have usually been short skip and these have occurred very infrequently. The reason for the poor band conditions was, of course, because we were at the low point of the 11-year sunspot cycle. However, as the new sunspot cycle gets under way and the band begins to climb out of the doldrums, we will find that, over the next few years, conditions on the ten-meter band, particularly in winter, will get better and better.

Older radio amateurs like myself (no!!, I am not THAT old) have experienced this change in 10-meter band conditions before. For the newcomers amongst us however, the ever-improving conditions will bring a complete change in what we have been used to instead of listening to the sound of static, TV time-base or next door's thermostat 'firing up', with only the occasional CQ call resulting in a contact (usually with someone within ground wave distance), we will find ever stronger signals from all parts of the world 'littering' the band. This is, of course, a very desirable state of affairs, because unlike the other HF bands, on ten meters it is possible to 'work the world' using relatively low power levels and simple antennae (not everybody, me included, has access to a 60ft tower, 4 element cubical quad and 400w linear however desirable that might be).

However, it also can result in problems. When the band is wide open, it is all too easy to get caught up in the excitement of hearing new countries and wanting to work those stations. Now there is nothing wrong with any of that, except that in our enthusiasm to do some or all of these things, good operating practice may, inadvertently, go 'out of the window', whereas in truth, it should be beyond reproach.

'What do I mean by good operating practice?' you ask.

Well, that is not a question that can be answered in one sentence. There are so many aspects to 'good operating practice'. Perhaps the best way of considering the answer to the question is to look at some specific situations.

### 1. Calling CQ

Before making a CQ call on any frequency, it is surely common sense to LISTEN to see if the frequency is already in use. If it appears to be clear, then a short transmission should be made to verify that this is indeed the case e.g. "This is G4BLH. Is the frequency in use please?" If there is no reply, double check, e.g., "This is G4BLH asking again is the frequency in use please?" If there is still no reply, it is safe to assume that the frequency is clear and that you may go ahead with your CQ call. If you do get a response indicating that the frequency is in use, try the same technique on another frequency.

### 2. Calling another station (not in a net)

If you hear a station (station A) already in a QSO (with station B) and you particularly want to contact station A, DO NOT try to break into the QSO. Wait until the QSO is over and the stations sign, then LISTEN to establish which station is staying on the frequency? If it is station A then call that Station.

If it is station B that you wish to contact, DO NOT start a QSO with that station on the frequency. This is not a way to win friends or influence people and will most certainly miff the

station whose 'frequency' you have just commandeered. Instead, put out ONE short call on the frequency asking station B to QSY preferably to a specific frequency that you know is clear. Wherever you ask the station to QSY to (e.g. up/down 10 KHz, check that the frequency is clear BEFORE starting a QSO.

Under no circumstances (except an emergency) should you try to contact stations on a frequency that is clearly already in use. Not only is this not good practice, it contravenes license regulations. It amounts to deliberate interference.

### 3. Whose frequency is it anyway?

Nobody, no person, no organization has any exclusive rights to a particular frequency in the amateur band, but protocol intimates that whoever started the QSO on a particular frequency usually stays on that frequency and the other station QSYS at the end of the QSO. This means that 'nets' may not be able to use their normal operating frequency if that frequency is already in use. Net control stations should, if necessary, move up/down a few KHz to a clear frequency.

Please remember that conditions can change very quickly on ten meters, and you can suddenly find several QSOs taking place on one frequency. This does NOT necessarily mean that all these stations are deliberately talking on top of one another. You may be hearing several QSOs but the other stations involved may not. That said, certain frequencies do tend to be monitored by stations wanting specific contacts. That itself is not a problem, but it is good operating practice, when, for example, if a net is organized on such frequencies, to move off those frequencies for QSO's after the initial contact has been made.

Perhaps more activity could be promoted on the ten meter band, not just one or two selected frequencies.

(This article was written by Mike Crawshaw, G4BLH, and appeared in 10-10 International News, October, 1998.)

### HOW TO GET A LICENSE

Purchase the book, *Now You're Talking*. The book is available at most Radio Shack stores and from AARL. Be certain you purchase the third edition, for exams given on or after July 1, 1997. The book is a narrative of all the things you should know to successfully pass your test. It also gives you the entire question pool with answers. You may choose to enter as a Novice. This requires a written test and the five words per minute Morse code test. Or you could choose to enter as a Technician. This requires taking the Novice and Technician written tests, no code requirement. Or you could choose to enter as a Technician/Plus. This requires taking the Novice and the Technician written tests, and the five words per minute Morse code test. Each license class has its own frequency-use allotments. If you meet the five words per minute requirement, you will have voice privileges in the 10-meter band.

AMATEUR RADIO...tune in.

**\*\*\*\* NOTICE \*\*\*\***

# **ORANGE COUNTY AMATEUR RADIO CLUB**

## **ANNUAL AUCTION**

**OCT 15, 1999**

### Auction Rules

The OCARC Annual Auction will take place on Friday, October 15, 1999 at 7:00 PM at the American Red Cross facility located at 601 N. Golden Circle Drive, Santa Ana, CA (see map on back). All buyers and sellers are welcome. The following rules for the auction will be in effect:

1. Only Ham Radio or electronic equipment / items shall be auctioned. (i.e. no fishing gear but if your radio is classified as a boat anchor, it is welcome.)
2. Buyers and Sellers must register at the door with the club treasurer.
3. Only 3 items from a sellers lot will be auctioned after which the auctioneer will move on to the next lot. Sellers should number their items in the order they want them auctioned and indicate a minimum bid on the form which will be provided when they register at the door. After the first items of all lots have been offered for bidding, the auctioneer will go back to the first lot, auction the next three items and move on to the next lot.
4. Auction bidding will take place as follows:
  - a. \$0.00 to \$5.00 bidding will take place in \$.50 increments.
  - b. Over \$5.00 and up to \$50.00 bidding will be in \$1.00 increments.
  - c. Over \$50.00 and up to \$100.00 bidding will be in \$5.00 increments.
  - d. Over \$100.00 bidding will be in \$10.00 increments.
5. Payments for items are due by the end of the auction and shall be by cash or check with the appropriate ID. No two party checks are allowed. Disbursements to sellers will be by check only. Sellers will be charged 10% of the selling price for items sold by the OCARC.
6. A special table will be set up for donated items. The profits of donated sales will go to the OCARC.

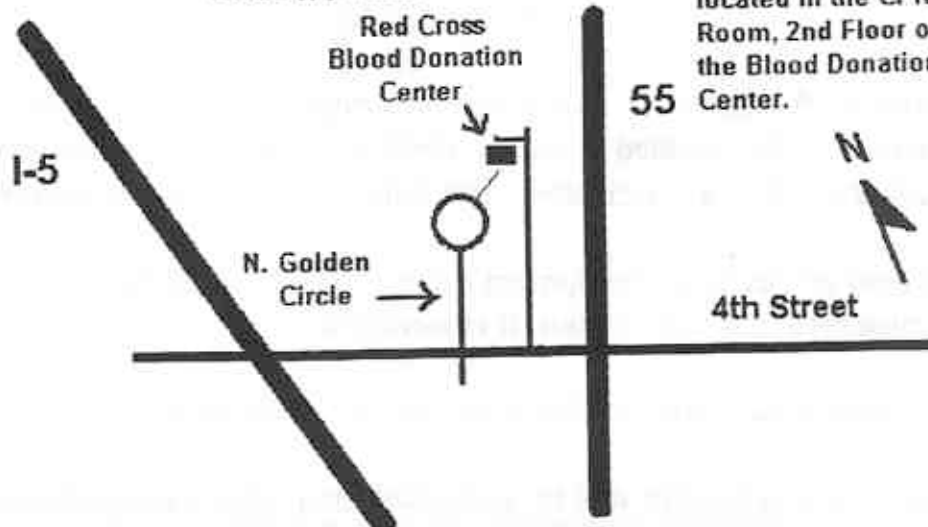
We welcome all buyers and sellers and hope they will have an enjoyable and profitable time.

**\*\*\*\* NOTICE \*\*\*\***

## Directions to OCARC Auction

Talk-in Freq: 146.55 Simplex or  
146.895 (-) pl 136.5

The auction will be  
located in the CPR  
Room, 2nd Floor of  
the Blood Donation  
Center.



Profit & Loss Statement

1/1/99 Through 9/17/99

Category Description	1/1/99- 9/17/99
<b>INCOME</b>	
ARRL Income	195.00
Badge Income	10.00
Donation - News Line	66.00
Donation - W6NGO Trust Fund	350.00
Donations - FD	173.00
Dues, Family	75.00
Dues, Membership	700.00
Raffle Reg Income	367.00
Refreshments Income	53.57
<b>TOTAL INCOME</b>	<b>1,989.57</b>
<b>EXPENSES</b>	
ARRL Expense	182.00
Awards	12.09
Badges Expense	11.15
Donation - News Line Exp	100.00
Field Day Food	276.94
Field Day Other	127.05
OCARC Shirt LOGO - NRE	135.00
PO Box Rental	44.00
Raffle Expense	255.30
Refreshments Expense	43.58
RF Postage Expense	165.00
RF Printing Expense	150.78
Supplies	13.67
Web Page Exp	358.50
World Radio	65.00
<b>TOTAL EXPENSES</b>	<b>1,940.06</b>
<b>TOTAL INCOME - EXPENSES</b>	<b>49.51</b>

CURRENT ASSETS

\$ 1,351.67

## Club Nets

<u>Band</u>	<u>Mode</u>	<u>Day</u>	<u>Local Time</u>	<u>Freq., MHZ</u>	<u>Net Control</u>
10 Meters	SSB	Wednesday	7:30 P.M.	28.375*	AF6C
2 Meters	FM	Wednesday	8:30 P.M.	146.550 Simplex	WB6IXN

(Listen for W6ZE, Net Control)

\*Plus or Minus QRM

### General Meeting

Oct 15<sup>th</sup>  
Nov 19<sup>th</sup>  
Dec 17<sup>th</sup>

General Meeting is the third Friday of each month, 7:30 P.M., AMERICAN RED CROSS facilities.  
601 N. Golden Circle Dr., Santa Ana, Ca.  
Major cross streets: Fourth Street and Tustin Ave.  
Talk-in frequency 146.550 MHZ, simplex.


### Board Breakfast

Nov 6<sup>th</sup>  
Dec 4<sup>th</sup>  
Jan

Board Meeting is the first Saturday of each month, 8:00 A.M. COCO's Restaurant ----- Members and Visitors are welcome.  
2585 N. Tustin Ave., Orange, Ca.  
Exit the 55 FWY at Lincoln Ave., West to Tustin Ave., Left on Tustin, Restaurant on the East side. (Across from Ford Agency)



Orange County Amateur Radio Club Inc.  
P.O. Box 3454  
Tustin, Ca., 92781



## First Class Mail

To: \_\_\_\_\_

**Your Personal Copy**

W6ZE  
BOB EVANS  
701 S. KILSON DR.  
SANTA ANA, 92701

**Time Dated Material  
Please Rush**

