



# RF



## ORANGE COUNTY AMATEUR RADIO CLUB, INC.

VOL. XLVII NO. 08

P.O. BOX 3454, TUSTIN, CA 92781-3454

August 2005

### The Prez Sez:

I thought that OCARC had a very good meeting in July!



Carl Gardenias WD6U, the ARRL Section Manager for the Orange Section, visited our club and presented a program called "**building and energizing amateur radio clubs**". Carl asked a lot of hard questions about the OCARC. And he asked a lot of thought-provoking questions.

While Carl raised many good points, one really struck home with me. Carl pointed out that the most successful radio clubs involve their spouses in some of the club activities. I remember when the

OCARC had more spouses involved with Field Day and with the club breakfast meetings. I really think that Carl made a good point. A good starting point for OCARC is to focus on members bringing their spouses to the monthly club breakfasts. It will add to the fun at the breakfasts. I will formally bring this up at the next Board Meeting and General Meeting.

What a super party we had at the OCARC Potluck!! We had terrific turn-out and the food was sooooo good!!! It was a great social event and many of the spouses joined in the festivities. We also had a chance to see Dan's N6PEQ's outstanding HAM shack. (Talk about a roof-line full of antennas! ...and a HAM Shack full of rigs!)

I want to extend a special thanks to our Activities Chair, Kristin-K6PEQ, and her gracious helper, Dan-N6PEQ, for planning and hosting this fun event.


I hope to see you all at the meeting....

...de Ken W6HHC

The next general meeting will be:

**Friday, Aug. 19th  
@ 7:00 PM**

We will be meeting in Room 208  
in the **east Red Cross Building**



In This Issue:	Page:
The Prez says.....	1
August Meeting.....	1
OCARC Info.....	2
General Meeting Minutes.....	3
Foxhunt.....	4
OCARC T-Shirts.....	4
New Hams News.....	5
OCARC Auction.....	5
Hams Assist Sailboat.....	5
A Helping Hand.....	6
The Fun Page.....	7
Chickens & Avocados.....	8-10
Harvest HamConVenTion.....	10
Board Meeting Minutes.....	11,12
Special Thanks.....	12
Tech Talk.....	13-15
OCARC Potluck.....	16-18
Challenges of Going Mobile.....	19-21
ARRL Southwest Convention.....	22

**THE ORANGE COUNTY  
AMATEUR RADIO CLUB,  
INC.**

P.O. Box 3454, Tustin, CA 92781



**2005 Board of Directors:**

**President:**

Ken Konechy, W6HHC  
(714) 744-0217  
[kkonechy@pacbell.net](mailto:kkonechy@pacbell.net)

**Vice President:**

Willie Peloquin, N8WP  
(714) 318-4047  
[n8wp@arrl.net](mailto:n8wp@arrl.net)

**Secretary:**

Rich Helmick, KE6WWK  
(714) 343-4522  
[R2535@sbcglobal.net](mailto:R2535@sbcglobal.net)

**Treasurer:**

Cheryl Peloquin, KC6KTT  
(714) 318-4047  
[Cherool@escapees.com](mailto:Cherool@escapees.com)

**Membership:**

Dan Dankert, N6PEQ  
(714) 544-9846  
[n6peq@dxer.com](mailto:n6peq@dxer.com)

**Activities:**

Kristin Dankert, K6PEQ  
(714) 544-9846  
[kdankert@comcast.net](mailto:kdankert@comcast.net)

**Publicity:**

Bob Eckweiler, AF6C  
(714) 639-5074  
[af6c@arrl.net](mailto:af6c@arrl.net)

**Technical:**

Kenan Reilly, N6CCE  
(714) 543-5073  
[n6cce@yahoo.com](mailto:n6cce@yahoo.com)

**Members At Large:**

Lowell Burnett, KQ6JD  
(714) 997-0999  
[KQ6JD@aol.com](mailto:KQ6JD@aol.com)

Steve Brody, KB1GZ  
(714) 974-0338

[stevebrody@sbcglobal.net](mailto:stevebrody@sbcglobal.net)

**2005 Club Appointments:**

**W6ZE Club License Trustee:**

Bob Eckweiler, AF6C  
(714) 639-5074  
[af6c@arrl.net](mailto:af6c@arrl.net)

**Club Historian:**

Bob Evans, WB6IXN  
(714) 543-9111  
[bobev@netzero.net](mailto:bobev@netzero.net)

**RF Editor (acting):**

Kristin Dankert, K6PEQ  
(714) 544-9846  
[kdankert@comcast.net](mailto:kdankert@comcast.net)

**WEB Master:**

Ken Konechy, W6HHC  
(714) 744-0217  
[kkonechy@pacbell.net](mailto:kkonechy@pacbell.net)

**ARRL Assistant Director:**

Ken Konechy, W6HHC  
(714) 744-0217  
[kkonechy@pacbell.net](mailto:kkonechy@pacbell.net)

**ARRL Awards Appointee:**

Larry Beilin, K6VDP  
(714) 557-7217  
[k6vdp@aol.com](mailto:k6vdp@aol.com)

**OCCARO Delegate:**

Kristin Dankert, K6PEQ  
(714) 544-9846  
[kdankert@comcast.net](mailto:kdankert@comcast.net)

**Monthly Events:**

**General Meeting:**

Third Friday of the month  
at 7:00 PM  
American Red Cross  
601 N. Golden Circle Dr.  
(Near Tustin Ave. & 4<sup>th</sup> St.)  
Santa Ana, CA

**Club Breakfast:**

First Saturday of the month  
at 7:30 AM  
Katella Grill (Main & Katella)  
1325 W. Katella Avenue  
(2 miles west of 55 freeway)  
Orange, CA

**Club Nets (Listen for W6ZE):**

7.086 ± MHz CW **OCWN**  
Sun- 9:00 AM – 10 AM  
Rick KF6UEB, Net Control

21.375 ± MHz SSB  
Wed- 7:30 PM - 8:30 PM  
Bob AF6C, Net Control

146.55 MHz Simplex FM  
Wed- 8:30 PM - 9:30 PM  
Bob, WB6IXN, Net Control

**VISIT OUR WEB SITE**

<http://www.w6ze.org>

for up-to-the-minute club information, the latest membership rosters, special activities, back issues of RF, links to ham-related sites, vendors and manufacturers, pictures of club events and much much more.

**Club Dues:**

Regular Members ...\$20  
Family Members\* ...\$10  
Teenage Members ..\$10  
Club Badge\*\* .....\$3

Dues run from January thru Dec and are prorated for new members.  
\*Additional members in the family of a regular member pay the family rate up to \$30 per family.

\*\*There is a \$1 charge if you'd like to have your badge mailed to you.

# General Meeting Minutes

## July 15, 2005

There were 17 present including 9 Board Members. President Ken, W6HHC, called the meeting to order at 7:11 PM. After the Pledge of Allegiance, ARRL Orange Section Manager Carl Gardenias, WU6D, presented the program on Building and Energizing your radio club.

After the program, President Ken reminded the group that Club dues are still being accepted. Allen, KD6LCL, reintroduced himself as a visitor. After the break the minutes of the last Board meeting were accepted and Cheryl, KG6KTT, informed the group that the club had \$2480.33 prior to FD expenses. Vice President Willie, N8WP, reported that the program for August will be on Echo link; in September ARRL Southwest Division leader Dick Norton, N6AA, will speak and in October the program will be the club auction.

### OLD BUSINESS:

Field Day - Willie reported that for FD everyone did a great job, we had a great time and our scores were great.

One of the goals for next year will be getting more YL's to FD. He also reported that an e mail from G7 was received reporting what a good time he had. Bob Ecweiler, AF6C, suggested that next years FD include an "official" photographer. Lowell KQ6JD volunteered to be the photographer for next year.

Potluck - Kristin, K6PEQ, reported that the club potluck plans are progressing well. , She needs to know by July 17, 2005 who is going to attend.

### NEW BUSINESS:

Bud, WA6VPP, gave President Ken a business card for inclusion in the RF.

Willie was recognized for the great job he did on the July RF Newsletter.

### GOOD of the CLUB:

- Kristin reported the club's time at the OC Fair ham booth went well.
- Carl, WU6D, informed the club that the ARRL can help with youth group contacts for ham radio exposure.
- President Ken reminded the group that club shirts can be ordered and information regarding this can be obtained via the club web site (under "Items Of Interest").
- DX: Dan, N6PEQ, reported that Tropo DXing is going as expected for this time of year. He also reported that the DX bands are not that great.
- President Ken reports that DEARS, Disneyland Emergency Amateur Radio Service will open a station this coming weekend. The call sign is WD6MM and the frequencies are 28.350, 21.350, 14.250, 7.250 and the Disneyland 2M repeater.
- Mike, WK6O, thanked the club for helping dismantle his fathers outside antenna.
- Bob Buss, KD6BWH (yes the same Bob Buss who will be going to North Dakota but has not left yet) reported that Art Goddard sends greeting to the club members.
- Willie suggested a California QSO-party-contest-operation by OCARC (field day style) at the Salten Sea in October.

The meeting was closed at 9:15 and a raffle for some great prizes followed.

Respectfully Submitted

Rich Helmick

KE6WWK

Secretary

# Foxhunt!

Huntington Central Park will be the site of Southern California's next on-foot foxhunt on Saturday, August 20. This will be a "Welcome Home" event for ARDF Team California 2005 members, but it is free and open to everyone who wants to see and try the sport. Come out and meet some of the nine radio-athletes who are representing California at the 2005 USA and IARU Region 2 ARDF Championships in Albuquerque, New Mexico during the first week of August.

The entire park is 350 acres, although some of it is unavailable for ARDF. It is relatively flat, but you'll encounter lots of vegetation (shade!) and plenty of trails. The two-meter course will be suitable for both beginners and advanced radio-orientees. All ages are welcome, but young children should be accompanied by an adult. A ham radio license and knowledge of radio equipment is not required.

Bring any 2-meter RDF "sniffing" gear you have. If you don't have any, just bring your HT or scanner. A limited number of RDF sets will be available for loan. Also be sure to bring anything you'll need while going after those radio foxes, such as munchies, bottled water and sunscreen. Course maps will be available, so bring your own compass, protractor and pencil. Make sure all batteries are fresh.

Practice and beginner 2-meter transmitters will go on the air around 10:00 AM, and the main 5-fox hunt will begin at 10:30 AM. You can start hunting at any time up until 1:30 PM. There are picnic tables nearby, so you can bring your lunch. Courses close at 3:30 PM.

We will start from the parking lot at the north end of the park. The entrance is on the south side of Slater Avenue, east of Golden West Street intersection. (Map at [www.homingin.com](http://www.homingin.com)) There are no fees for entry or parking, but parking may be limited depending on other activities in the park that day. Look for the orange and white Orienteering flag and signs. Call K0OV or WA6OPS on 146.970 simplex if you have trouble finding the site.

73,  
Joe Moell K0OV

August 2005 - RF Page 4

# OCARC T-SHIRTS!

Have you seen those great shirts with our club logo on them? Have you ever wondered how or when you could get one? Well here is your chance!

You can order your OCARC monogrammed polo shirt and more directly from [i.initial](http://i.initial.com) located at 140 E. Main, in the city of Tustin, Ph# (714) 573.2552. The [i.initial](http://i.initial.com) store is located on Main at El Camino Real, behind the Ruffled Tulip.

The nicely made short-sleeved polo shirts (model K420P) have the OCARC logo and your first-name and call letters embroidered for around \$30. (Ask for the name and call over the pocket, that looks great!) But it gets even better than this. They have an entire catalog of things that you can embroider our logo on. If you don't like polo shirts, they have hats, jackets, tank tops, even Hawaiian shirts!

You can phone in your order or stop by and pick up a catalog and peruse the many choices. When your order is ready you can either pick it up or they can drop ship it to you for a small shipping fee.

This is your chance to support our club and show off our logo in style. With all of the different choices, I am sure they will have something that fits everyone's likings. This would also make great gifts for your fellow hams.

So remember:

[i.initial](http://i.initial.com)

140 E. Main  
Tustin, CA  
Ph# (714) 573.2552

(located on Main at El Camino Real, behind the Ruffled Tulip)



# New Hams News!

Many new and exciting things have been happening in the home of Steve Brody, a past president of our club. In the middle of July, a great event occurred that could not go without praise and celebration. Steve's daughter, Nina, got her amateur radio license. His wife Doris and other daughter Sarah had previously received their licenses. They are now an all ham family.

The call signs are:

Steve Brody- N1AB

Dorris Brody- WB1CDD

Sarah Brody- KG6VND

Nina Brody- KI6ACK

Congratulations, Nina on becoming a ham and to the entire family for seeing the importance and fun that is found in Amateur Radio! We look forward to hearing all of you on the air! 73's!

## OCARC AUCTION

Remember that pile of equipment that you said you would definitely use one day so you just had to buy it? But you just haven't really had the time to use it or go through it? Well, stop and do it now! We have an auction coming up at our October meeting. This is a chance to sell or donate to the club things that you are just not using and would like to clean up. I know it isn't easy but just think with some of that gone, it makes more room for new equipment. Maybe there is a rig that you don't use that would be great for a new ham or someone who is trying to expand their radio collection.

What if you don't have anything to sell or donate?!? That is okay. It is your job then to go out and tell your friends about our auction and see if they have anything they want to sell or donate. The more equipment and people that we can get to come, the more fun that it will be.

We hope that you will be able to come and join us in October and if you have anything that you want to sell or donate, please contact Ken Konechy, the prez.

## Hams Assist Sailboat

I witnessed an example today July 24 of how HF communications aids a ship in distress. KC6ORF - Ken Saijo, retired from Alhambra, CA, with another 60-something male friend on a 35 ft. sailboat out of Ixtapa bound for Golfito in southern Costa Rica, got in a storm last night and lost his engine, then lost his steering, and was floundering off the Pacific coast of southwest Mexico. He was out of range of marine VHF radio stations. He had been trying to raise someone on his marine radio since about 09:00 UTC. He made a MAYDAY distress call on 14238.7 KHz which was heard by Ralph W9CAR in Wisconsin about 14:30 UTC. Ralph was on a nearby frequency chatting with N6GJR near Dallas. Ralph who has professional experience in fire and water rescue, acted as emergency net control. Ralph was joined by a number of US amateurs and Jorge XE1JP near Mexico City (who helped translate Spanish from the Navy stations to English for the sailboat crew). Ralph contacted the US Coast Guard, who put him in contact with a Mexican Navy Yard in the area near the distressed ship. Ralph talked with them and they dispatched a ship and helicopter to the 15:10N 95:05W location off the southwest coast of Mexico. I heard the Mexican Navy station contact the sailboat to try to get their coordinates. It was difficult as they didn't hear each other that well. Jorge XE1JP clarified the coordinates in Spanish and advised the sailors that a ship and helicopter were enroute. At 18:32 UTC the sailors reported a helicopter overhead, and we heard more Spanish in a weak signal from the helicopter. Soon the sailors reported that they were going to be taken aboard the helicopter and the Navy ship would tow their sailboat into port. Congratulations were passed around and the emergency net disbanded. Had Access BPL been ubiquitously deployed throughout Texas and the USA and other countries, this successful use of HF radio to rescue a floundering ship at sea would not have been possible due to the weak signals involved and the spectrum polluting and interfering nature of BPL as it is being deployed in Texas and elsewhere.

Skip W5GAI

Austin, TX

[BPLandHamRadio@yahoogroups.com](mailto:BPLandHamRadio@yahoogroups.com)



# A Helping Hand

Have you ever had one of those projects that you knew was going to be a lot of work and it just seemed overwhelming? This is a story about just that. Mike, WK6O, had a tower that needed to come down. Now this wasn't just any tower, this was a tower that belonged to his father and had been up for longer than I have been on this earth. He knew it would take work and he asked for help from the members of O.C.A.R.C.



Now this was not going to be an easy task. We would have to take off the antennas from the top, undo the guy wires and then hopefully lay the tower down. There is just one catch. If you look closely at the picture on the left side of the tower there is a dark cable, yes, that is going into the house and it is hot!

Challenges are fun though. A plan was made ahead of time of what needed to happen. The crew got there early.



You know it is early when everyone walks in with a cup of coffee in their hands! Then the work began. Several people were up on the roof, others were on the ground with ropes. It was an amazing sight to watch everyone pull together and get the antennas off of the tower and down into the front yard.




As the antennas sat in the front yard, everyone stood in the back yard and just looked at the tower. Questions swirled about how it would come down and with what ease it would happen. Slowly guy wires were untied and as that happened the tower began to lean on the house. The tower was no longer attached to the base and was just being held up by the guy wires. With people holding the guy wires on the roof and people on the ground slowly the tower was let down to the ground.



It was not only amazing to watch how this was all done but it was amazing to watch the effort and friendship that everyone showed. I was never so proud to be a part of the amateur community or of our club. I know that Mike and his family are appreciative of our help and I know that the rest of us that were there gained so much more for being a part of it.

73's,  
Kristin – K6PEQ

**Connect the 9 dots using four straight lines without lifting the pencil from the paper.**



# Chickens and Avocadoes?

**Willie Peloquin N8WP**

I was initially confused by Chickens and Avocadoes when I first heard the theme for the Orange County Faire. I thought I was supposed to bring Buffalo wings and Guacamole to the OCARC Pot Luck. It turns out that all the booths set up at the County Faire are decorated with the chicken and avocado theme.



Now normally I would not let a rooster sit on top of my ICOM IC-7800 radio. The droppings would remind me too much of CB, no wonder they call it the Chicken Band... Fortunately this one was stuffed. I don't think that Emeril ever did a show with the feathers still on.



The booth had four CW keys set up to allow kids to send their names in Morse code. I had a little bit of trouble keeping up with the high speed code sent by these youngsters. Fortunately I had Kristin as backup when I missed a letter!





We were even able to get some teenagers to give it a go!



After the kids sent their name in CW they were awarded with a certificate. They could then proceed to the voice portion of our program! Here is Dan with kids standing in line to speak with Gordon over VHF.

We were also able to do live ATV demonstrations. Here is Lowell getting the ATV station online.



I would like to thank the many OCARC volunteers who worked the booth. A special thanks go to Kristin who organized our involvement, and Coach KE6TTX, Gordon WB6NOA and Susan N6GLF West who provided live contacts and made the booth possible. Tom Weed K6CCD, Ken Reilly N6CCE, Larry Beilin K6VDP, Lowell Burnett KQ6JD, Bob Eckweiler AF6C, Ken Konechy W6HHC and his wife, Dan N6PEQ and Kristin K6PEQ Dankert, Cheryl KG6KTT and Willie N8WP Peloquin.

Photos by N8WP.

# Harvest HamConVention

*Fresno, California*

*September 16-18 2005*

[www.sjvars.com](http://www.sjvars.com)



**LUNCHEON SPEAKER**

**Gordon West**

**WB6NOA**

Amateur License Guru

**Key Note Banquet Dinner Speaker**

**Riley Hollingsworth**

**K4ZDH**

FCC Chief of Amateur Radio Enforcement

# Board Meeting Minutes

August 6, 2005

Meeting called to order by President Ken, W6HHC, at 7:32 AM. All Board members were present in addition to five others for a total of 15 present. Visitors were Frank AD6SB and John KX4P. John was visiting from Virginia.

## Committee reports:

**President** Ken announced that he will be on vacation in October so Vice President Willie, N8WP, will be in charge of the Board meeting for October.

**PROGRAMS:** Willie asked if anyone had a Computer-Video projector that could be used for the August program. The program for September might be on "Field Day in St. Croix" with Dan, N6PEQ, as the presenter.

**TREASURER'S:** report Cheryl, KG6KTT, reported that the club has \$2254.23 in the accounts.

**TECHNICAL:** Ken, N6CCE, is looking for a tower for next year's field day. President Ken will submit a technical article for the RF in September.

**MEMBERSHIP:** Dan, reports nothing new at this time.

**PUBLICITY:** Bob, AF6C is working on material to be displayed at HRO.

**MEMBERS at LARGE:** Lowell, KQ6JD, reports nothing new to report, Steve N1AB reported that he has a list of new hams and his daughter is on the list as KI6ACK. *Congratulations to her!!*

## OLD BUSINESS:

- Kristin reported that the club pot luck was a great success. Those at the meeting agreed fully with her assessment.
- Kristin also reported that the club involvement at the OC Fair was well attended and well received. The members will consider volunteering for two days next year.
- Thanks were given to those who have been editors of the RF. Bob, AF6C, may be able to be the editor for October or November. Anyone who wants to volunteer to edit the RF for a month or more please let president Ken know.
- The secretary has submitted the request for Special Service status for the club to the ARRL. We are now just waiting for approval.
- President Ken reported that the club auction is fast approaching and anyone interested in putting items up for auction should send a list to Ken for posting on the web.

## NEW BUSINESS:

- Willie suggested the club holiday dinner be held at the Yeager House in Anaheim (on Ball Rd). He will see if the first or second Sunday in December is available and if not then he will see if a Friday on those weeks is available.
- Discussion was held regarding the outcome of the 5X9X9 short questionnaire handed out by Carl, WU6D, at the last meeting. The questionnaire sparked discussion, which was felt, was the

objective, and the club will solicit further comments via a new questionnaire from the members soon.

- Willie brought up the subject of buying an aluminum tower for the club for next year's field. President Ken appointed Kenan and Willie as a committee of two to research this subject and report back to the board.
- Cheryl reported that she is missing a black extension cord that was at field day. President Ken will check his "lost and found" box to see if he has it.
- Kenan brought up the BPL defense fund. After discussion, the board voted that the club will pass the "donation can" at the next few meetings and the club will match what is collected up to \$200.00.

### GOOD of the CLUB:

- President Ken suggested that the members bring their spouses to the Board breakfast meeting. His suggestion was met with great approval and there were four such attendees at this meeting.
- Frank WA6VKZ is leaving the state on August 20, 2005. At this time he is "under the weather" and not able to get to monthly meetings or the board meeting. We wish him a hearty good luck with his new adventure and also hope he has a speedy recovery.
- Frank also has coax that he will be donating to the club. Dan and Kristin will store the coax at their QTH.
- The Secretary reported he will be out of the state for the August meeting and needs a scribe for that meeting. Lowell was asked by President Ken to take notes and he graciously accepted (thanks Lowell, Rich).
- Bob, AF6C reports that NEWSLINE is asking for donations. After discussion, it was decided that because the club had just recently sent a donation, we will hold off sending any more at this time.

Adjourned at 8:20 AM

Respectfully Submitted  
Rich Helmick KE6WWK  
Secretary

## SPECIAL THANKS!

Thank you for your donations, discounts, and support of our club!

James Shryne, N6DHZ

**The DX Store**  
Amateur Radio Equipment for DXers  
[www.thedxstore.com](http://www.thedxstore.com)

15758 La Forge St., Suite #373  
Whittier, CA 90603-2334 USA  
Toll Free: 1-866-899-DXIS (3947)  
E-mail: [n6dhz@thedxstore.com](mailto:n6dhz@thedxstore.com)

WORLDWIDE DISTRIBUTION	
 <b>HAM RADIO OUTLET</b> Dan Dankert N6PEQ/ZF2RE	933 N. Euclid Street Anaheim, CA 92801 (714) 533-7373 1-800-854-6046
ANAHEIM, CA • ATLANTA, GA • DENVER, CO • OAKLAND, CA PHOENIX, AZ • PORTLAND, OR • SALEM, NH • SAN DIEGO, CA SUNNYVALE, CA • VAN NUYS, CA • WOODBRIDGE, VA	
Mon. - Fri. 9:00 AM to 6:00 PM Sat. 9:00 AM to 5:00 PM Tel: (714) 521-8080 Fax: (714) 521-8920	
<i>"Since 1956"</i> <b>FORD Electronics, Inc.</b> Electronic Parts Distributor Wholesale • Industrial • Commercial Network Equipment	
8431 Commonwealth Ave., Buena Park, CA 90621-2527 Email: <a href="mailto:sales@fordel.com">sales@fordel.com</a>	



## TECH TALK #43:

### Back to Basics with Resistors – Part 2

by Kenan Reilly, N6CCE

In the June RF we took a look at the common resistor, and the different shapes and sizes resistor packages come in, and how to tell their value without the aid of a volt-ohm meter.

In this issue, we will spend a brief moment looking at resistors connected in series circuits.

### Resistors in Series

What is a series circuit anyway? Answer: If two or more components are used with the voltage source, and when the components are connected with only one path for current through all of them, the result is a series circuit. The series circuit path is made by connecting an end of each component to an end of the next. Which end comes first does not matter with resistors. Figure 1 shows resistors in a series circuit, and Figure 2 shows us what we would see nowadays if we were to look inside today's circuit board.

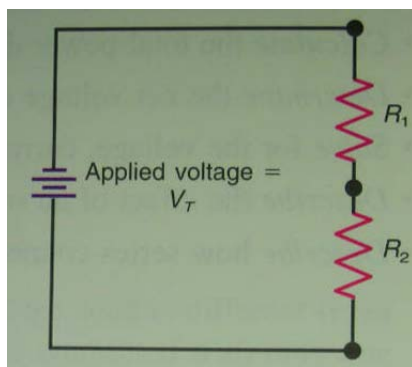


Figure 1 Schematic of a series circuit.

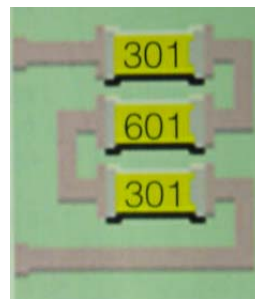


Figure 3 A series circuit using surface-mount resistors assembled on a printed circuit board.

The purpose of a series circuit is to connect different components that need the same current. However, the individual voltages across each of the series components can have different values. These principles of series connections apply to DC and AC circuits.

### Same Current, Different Voltage

Now I won't bore you with all the physics of why current ( $I$ ) is the same everywhere in a series circuit, but suffice it to say that it is a given. It is the voltage that varies, and as you will find out later, parallel circuits behave in just the opposite way. Figure 3 shows us how the current behaves in a series circuit from a schematic point-of-view.

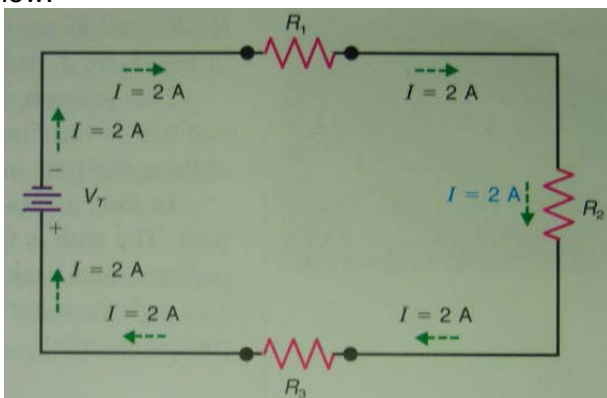


Figure 3 Current ( $I$ ) is the same at all points in a series circuit.

It is important to note that the order in which components are connected in a series circuit does not affect the current. The current through each resistor is the same because there is only one path for the electron flow.

## All Those Series Resistors Really Add Up!

Now, suppose we calculate the total resistance for all those resistors like those in Figure 3. This is where simplicity is at its best. The total resistance ( $R_T$ ) if a series string is equal to the sum of the individual resistances, or

$$R_T = R_1 + R_2 + R_3 + \dots + \text{etc.}$$

## Voltage in a Series R Circuit

Earlier in this article we mentioned that while the current ( $I$ ) is the same in a series R circuit; it is the voltage that varies. More specifically, it is the voltage drops across each resistor that will vary with each resistor's value. And since, according to Ohms Law, voltage equals current ( $I$ ) times resistance ( $R$ ), we call these voltage drops  $IR$  drops. We call this the  $IR$  drop simply due to the fact that each voltage drop across each resistor varies with the resistance. Additionally, we call this a *voltage drop* because it reduces the potential difference (voltage) available for the remaining resistance in the series circuit.

## Voltage Drops vs. Total Voltage ( $V_T$ )

Simply put, the whole voltage applied to a series circuit is equal to the sum of its parts. This principle is illustrated in Figure 4.

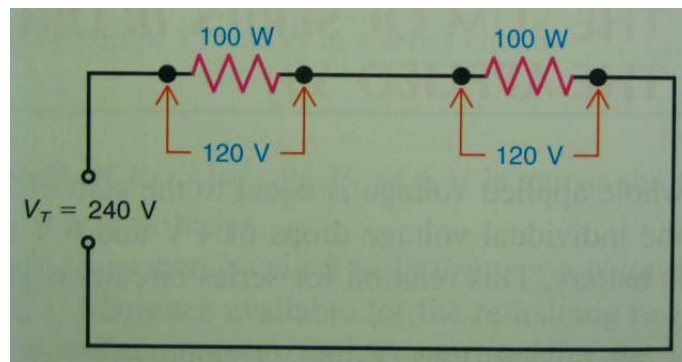


Figure 4 Series schematic diagram showing how the Two series  $IR$  drops equal the total applied voltage.

In the same manner as calculating series resistances, total voltage in a series circuit is calculated as follows:

$$V_T = V_1 + V_2 + V_3 + \dots + \text{etc.}$$

When you think about it, it really makes sense. The current is the same everywhere so the total of the individual voltage drops is needed to produce the same  $I$  in the total of all the series voltages. A practical application of voltages in a series circuit is illustrated in Figure 5a and Figure 5b

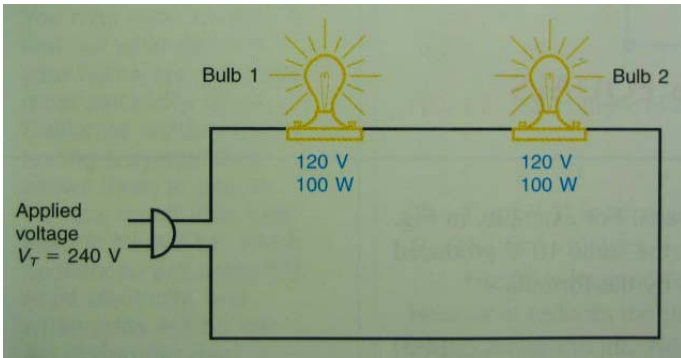


Figure 5b Here is just a schematic diagram of Figure 5a.

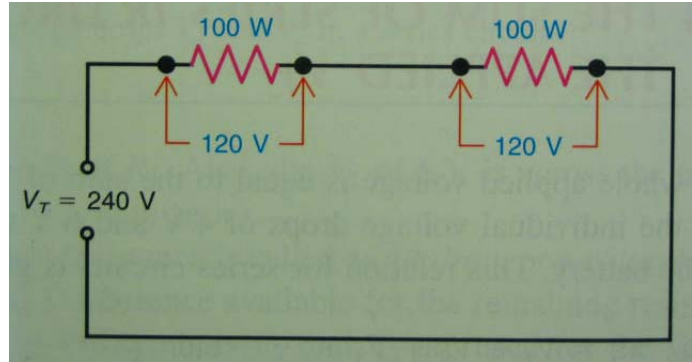


Figure 5a Wiring diagram of a series string of two 120-V light bulbs operating from a 240-V line.

### Total Power in a Series $R$ Circuit

The power needed to produce current in each series resistor is used up in the form of heat. Therefore, the total power used is the sum of the individual values of power dissipated in each part of the circuit. As a formula:

$$P_T = P_1 + P_2 + P_3 + \dots + \text{etc.}$$

As an example, in Figure 6,  $R_1$  dissipates 40W for  $P_1$ , equal to 20V x 2A for the  $VI$  product. Or, the  $P_1$  calculated as  $I^2R$  is  $(2 \times 2) \times 10 = 40$  watts.

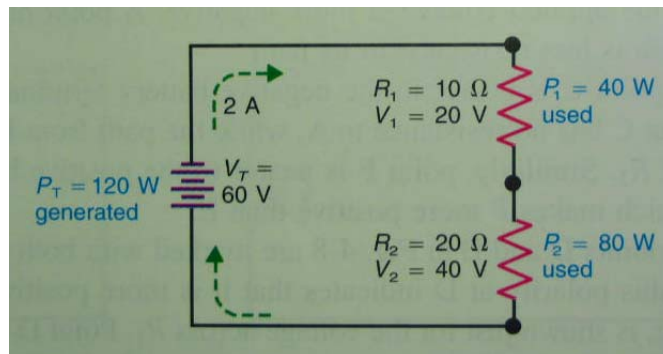


Figure 6 The sum of the individual powers  $P_1$  and  $P_2$  used in each resistance equals the total power  $P_T$  produced by the source.

Next month...parallel circuits!

# THE OCARC POTLUCK

"It's Party Time!" were the words heard on many ham radios on Saturday, July 30th, as club members converged on the QTH of Dan-N6PEQ and Kristin-K6PEQ in Tustin around noon. The party theme was Exotic Islands, which matched the decor of Dan and Kristin's charming home. Each member was greeted at the door and given a lei to wear in tune with the theme. Many hams brought their spouses, and many, names heard on club nets and at meetings, suddenly had faces associated to them.



Fried-WA6WZO and Sandi-WA6WZN arrive for the festivities.



Kristin-K6PEQ presents Valerie with a Lei while her husband Ton-K6CCD waits.

What's a party without food and drink? There were massive amounts of both. Dan, with the help of Jim-N6DHz and Kenan-N6CCE fired up one of the largest gas barbecues I've seen and cooked up hamburgers, cheeseburgers, hot dogs and, thanks to Kenan, salmon steaks. Everyone brought food. Desserts filled much of the kitchen, including two very cold tubs of Jim-N6DHz and Linda's home-brew ice cream. Salads, hors d'oeuvres, chips and dips filled the remaining space. Everything looked great and, though I didn't taste it all, everything I tried was delicious.



Willie-N8WP, Kenan-N6CCE, Jim-N6DHz (mostly hidden) and Dan-N6PEQ man the barbecue.



Kenan-N6CCE helps warm food in the kitchen.



Twenty-four club members and family attended the gathering. Neighbors and friends of Dan and Kristin also dropped in. Many of the party goers braved the hot July weather and left the air-conditioned comfort of the house to enjoy the backyard. A large commercial fan kept a good breeze moving in the backyard where people took cover from the sun on the patio and under a large canopy.

Adding to the festivities was the fact that Cheryl-KG6KTT was celebrating her 'twenty-ninth' birthday. Kristin had a birthday cake 'fired-up' but the cameraman didn't get a shot before Cheryl extinguished all the candles! Happy Birthday Cheryl!



Everyone gives Cheryl a round of applause to celebrate her birthday after singing her Happy Birthday. Left to right are: Ray; birthday girl Cheryl-KG6KTT; Tom-K6CCD; Valerie, Tom's wife; and Beverly, wife of Rich-KE6WWK.



Host Dan-N6PEQ, Roy the dog, and Kenan-N6CCE have some sort of a look-a-like contest while in back Willie-N8WP, Rich-KE6WWK and Steve-N1AB look on.

A visit to Kristin's ham shack was an event in its own. Three of the four walls in the shack are full of top-notch equipment. Multiple operating positions for HF, VHF/UHF, and numerous digital modes were neatly set up. (Oh, did I mention that Dan uses the shack too?) Yet no one was playing radio that day because it was a day to get to know other club members and their families better.



No this is not NASA Houston, but part of the PEQ ham shack. Kristin lets Dan sit here when he's been really really good!

Member, and former ARRL Southwestern Director, Fried-WA6WZO and his wife Sandi-WA6WZN were in attendance as was our current ARRL Section Manager Carl-WU6D and his wife Cathy-K6VC. Carl recently talked at our club about the growth of ham radio. One area he discussed was the importance of bringing families into club functions. Someone was listening Carl!



Others chatting in the living room were Kenan, Fried-WA6WZO, Sandi-WA6WZN and Jim-N6DHZ.

Also sharing the good food and camaraderie were, Tom-K6CCD and his wife Valerie; Club President, Ken-W6HHC and his wife Diane; the Peloquins, VP Willie-N8WP and Treasurer Cheryl-KG6KTT; last year's President Steve-N1AB, his wife Doris-WB1CDD and their daughter Sarah-KG6VND who is home from pharmaceutical school on the east coast; Rich-KE6WWK and his wife Beverly (who's studying for her license); Cindy-KC6OPI, her daughter Missy-KG6CJJ and Missy's friend Ray; Jim-N6DHZ and his wife Linda; Ken-N6CCE; and of course the PEQ's and me!



In the living room club members and families meet; some for the first time. Left to right: Ken-W6HHC and his wife Diane; Cheryl-KG6KTT; Beverly, wife of Rich-KE6WWK; our hostess Kristin-K6PEQ and Kenan-N6CCE.



With everyone well fed, conversation continued in the kitchen; Left to right are: Doris-WA1CCD, Missy-KG6CJJ, Ray, Dan exiting with Roy the dog, Valerie and Tom-K6CCD, Carl-WU6D and Cheryl-KG6KTT.

Most of the party broke up around 5 PM. However, I've been told that the club's more die-hard partiers continued celebrating until well into the night. Everyone I saw left with a smile of their face and at least one new friend!



# Challenges of Going Mobile in a T-Bird

by Ken Konechy W6HHC

It is fun to have a new convertible T-Bird. But, I knew that it would be twice as much fun to go Ham Radio mobile-ing in the convertible.

It turns out that installing a VHF/UHF mobile rig/antenna in a new T-Bird is not a simple or straightforward operation. There were three basic problem areas:

- 1) How to run the cables between the trunk (where the main rig is located) and the passenger compartment where the control-head, speaker, and mike need to be.
- 2) How to mount the control-head and speaker in the passenger compartment (there are very few places for mounting)
- 3) How to mount an antenna (magnetic mounts won't work because most of the car body is not steel).

I tried for about six months last winter to find a way to run cables between the trunk compartment and the passenger compartment. My efforts were without success. I tried many times to use a flexible whip antenna to push through the maze that exists between the front area of the trunk and the rear area behind the front seats. This maze is filled with pumps, and metal brackets, and speakers, and is the area where the soft convertible roof lowers for storage. During the winter, I had the hard-top roof installed (the winter roof) and this forces the soft convertible roof (the summer roof) to be squeezed into the maze. Finally, spring arrived, the rains were gone, and the winter roof was removed. Once the soft convertible top was raised up into the working summer-roof position, the flexible antenna rod probe easily found a path for the wires. I just tied a string to the tip of the rod, pushed the rod from the trunk - through the maze - into the passenger compartment, and grabbed the string. I then used the string to pull the cables from the trunk into the passenger compartment. Figure 1 shows that main mobile module for the Kenwood TM-G707 144/440 rig bolted to the "liner panels" that cover the trunk compartment. An interesting point about the T-Bird is that it has the battery located in trunk compartment, next to the spare tire. So installing a fused battery cable into the trunk was easy.



Figure 1 - Kenwood TM-G707 Module Mounted in Trunk

The next challenge was to determine how to mount the control-head for the TM-G707 rig and the speaker in the T-Bird passenger compartment. Because the car is a convertible, I wanted the installation to be easy to remove-and-install to avoid theft from a parked car with the roof down. There is not a lot of room for mounting even a small control-head. The driver's dash is very **very** busy, the console between the seats was very busy, and I did not want to "mess up" the appearance of the passenger dash with Velcro tape. Besides the passenger dash would be too far away to reach and to look at the control display, etc. The good news was that Ford had designed a removable ash-tray that would fit in one of the two cup-holders that are located between the two seats in the console. The ash-tray was a perfect location for mounting the speaker and the control-head. I took a 1.25 inch wide metal strip and bent the end of it 90 degrees with a sledgehammer in a vice in order to have the end fit flat in the bottom of the ash-tray. I then bent the remaining part of the metal strip in a way that the control-head would slope away from being vertical and face the driver at a nice viewing angle. The bottom end of this metal bracket was then bolted thru the bottom of the removable ash-tray. Figure 2 shows the ash-tray with the metal bracket holding the speaker and the TM-G707 control-head. Connectors were added to the control-head cable (9-pin sub-D) and to the speaker cable (2-pin molex) for quick disconnect. Figure 3 shows the unit installed in the console cup-holder between the two seats. It swivels to face either the driver position or the passenger seat.



Figure 2 - Control-head and Speaker Mounted to Removable Ash-Tray





**Figure 3 - TM-G707 Installed in Cup-Holder for Operation in T-Bird**

The final challenge was to mount an antenna on the car. Most of the body is made from fiberglass or aluminum. Only the side fenders are steel. So a mag-mount will not work on the body. On my last plastic-body car (I have owned four, so far) I used a trunk lip-mount bracket. But, the trunk lips on the T-Bird are too thick to accept a standard Comet lip-mount and my wife, Diane, has cautioned me about filing down the trunk lip thickness or drilling holes. I tried putting a metal plate beneath the trunk lid panel, but the magnet-mount would not "bite enough" to satisfy me. I tried to mount a strip of metal to pop up between the trunk lid and the body, but the fit to too tight or the motion of the trunk opening is just wrong for this concept to work. The permanent solution to this problem has eluded me. I am thinking about having a metal bracket bolted to the frame of the car and sticking out the back below the car body. I would then attach the lip-mount to the bracket. For right now, I just throw a piece of steel plate in the open storage shelf behind the front seats. The mag-mounted antenna just goes onto the steel plate. Hey, it works!! I figure I have about two-and-a-half months before the rainy season starts and the makeshift "storage-area-mag-mount" will no longer work when the roof goes up.

But right now, I sure do enjoy 144/440 MHz mobile operations as I drive to work or around the county. If you have any ideas on the antenna mount, send me an e-mail at [W6HHC@W6ZE.org](mailto:W6HHC@W6ZE.org)

Inland Empire Council of Amateur Radio Organizations  
Proudly Presents the

**2005  
ARRL SOUTHWESTERN DIVISION  
CONVENTION**  
RIVERSIDE CONVENTION CENTER  
RIVERSIDE, CALIFORNIA

September 9-11, 2005

**ARRL Forums  
Antenna and Propagation Forums  
Contesting / DX Forums  
Sunday T-Hunt  
Wouff Hong  
W1AW/6 Special Event Stations**

**Saturday Luncheon  
Sunday Breakfasts (DX & VHF/UHF)  
Grand Banquet guest speaker:**  
*H. Ward Silver, N0AX*  
*Author of*  
*“Ham Radio for Dummies”*

**Convention Highlights Include:**

**Low Power (QRP)  
Public Safety Demonstrations  
Prize Drawings in every program  
Thousands of dollars in prizes**  
*(see our web site for a list of prizes & raffle info)*  
**VE Testing  
Non Ham Forums**

For hotel and updated information see  
our web site at: <http://arrlswdconv.org>

---

ORANGE COUNTY AMATEUR RADIO CLUB, INC  
P.O. BOX 3454  
TUSTIN, CA 92781-3454

***First Class Mail***

***Time Dated Material.  
Please Expedite!!***