



RF



NEWSLETTER

Orange County Amateur Radio Club, Inc.

VOL. LVII NO. 04

P.O. BOX 3454, TUSTIN, CA 92781-3454

April 2016

The Prez Sez.....

By Nicholas AF6CF



Greeting and Disillusions! Happy April First!

As usual, for the month of April we have lots of fun activities, like the Visalia cooked Ham Radio convection, Tax Day on the 15th and the daily primary elections insults. We will have yet another excellent brand new program about something to be announced by the Vice President.

The Taker-to-Begas activity was a big success this past March with the OPD team holding their position with a race time of just a little more than sixteen hours and five minutes. Seven OCARC members

participated this year, providing communications support to the racing team.

Maybe you are not aware, but Field Day is around the corner with only a couple of months to prepare. We hope to have some Ham Operating classes to refresh everybody's mind on the operation of RF producing equipment, so us low skill operators learn the "ropes" of proper Field Day operation. I'm pleased to announce that we have several positions filled and the site is being secured. We have Band, Food and Premises Captains positions open and we are in conversations with the higher powers to send us good propagation and sky waves. If you plan to obtain or upgrade your Amateur Radio license, you can do it during our Field Day activities too, as we will have a VE team during the activities. In closing, I wish everybody many happy returns on the 15th and hope to see you all at the next meeting.

74 DE AF6CF

The speaker at next General meeting will be Eric Christensen, K6EJC, and Manager of the Burbank HRO store. Eric will be bring in various popular current radios and radio assessories.

"TOYS for HAMS..."

You won't want to miss this.

The next General Meeting will be on:

Friday, April 15, 2016

@ 7:00 PM

ENTER from the WEST SIDE entrance of the Red Cross Building, Room 208

Take elevator to the 2nd Floor. See you there!



See Page 16



In This Issue:	Page
The Prez Sez	1
Next meeting info	1
Club Information	2
Orange PD B2V Team support	3
Show-and-Tell schedule for 2016	4
Welcome to My Shack – W6ATB	5
INOOTA Event 2017	6
Heathkit of the Month	7-10
Treasurer's financial report	11
Mar General Meeting Minutes	12-13
OCARC VE Team	13
Apr Board of Directors Minutes	14
OCARC Important Notices	15 - 16
DATV-Express Advertisement	17

**2016****President:**

Nicholas Haban, AF6CF
(714) 693-9778
AF6CF@w6ze.org

Vice President:

Tom Cowart, W6ETC
(714) 454-0571
W6ETC@w6ze.org

Secretary:

Ken Konechy, W6HHC
(714) 744-0217
W6HHC@w6ze.org

Treasurer:

Greg Bohning, W6ATB
(714) 767-7617
W6ATB@w6ze.org

Membership:

Don Mech, N6XBP
(714) 206-6548
N6XBP@w6ze.org

Activities:

Tim Millard, N6TMT
(714) 744-8909
N6TMT@w6ze.org

Publicity:

Doug Wood, K6PGH
(714) 501-5527
K6PGH@w6ze.org

Technical:

Clem Brzoznowski, WØMEC
(714) 927--4065
WØMEC@w6ze.org

Directors-At-Large:

Tony Scalpi, N2VAJ
(408) 500--9628
N2VAJ@w6ze.org

Bob Eckweiler, AF6C
(714) 639-5074
AF6C@w6ze.org

2016 Club Appointments:**W6ZE Club License Trustee:**

Bob Eckweiler, AF6C
(714) 639-5074
AF6C@w6ze.org

Club Historian:

Bob Evans, WB6IXN
(714) 543-9111
WB6IXN@w6ze.org

RF Editor (rotating):

Tim, N6TMT
N6TMT@w6ze.org

WEB Master:

Ken Konechy, W6HHC
(714) 744-0217
W6HHC@w6ze.org

Assistant WEB Master:

Bob Eckweiler, AF6C
(714) 639-5074
AF6C@w6ze.org

ARRL Awards Appointees:

Arnie Shatz, N6HC
(714) 573-2965
N6HC@aol.com

John Schroeder, N6QQ
(West Orange Co.)
(562) 404-1112
N6QQ@msn.com

Contact the Newsletter:

Feedback & Corrections:
RF_feedback@w6ze.org

Submit Articles:
EDITORS@W6ZE.org

Monthly Events:**General Meeting:**

Third Friday of the month
at 7:00 PM held at:
American Red Cross
600 Parkcenter Drive
Santa Ana, CA
(Near Tustin Ave. & 4th St.)

Club Breakfast:

First Saturday – March 05 at 8:00am
Marie Callender's Restaurant
1821 North Grand Ave
Santa Ana, CA
(North of 17th Street)

Club Nets (Listen for W6ZE):

28.375 ± MHz SSB
Wed- 7:30 PM - 8:30 PM
Bob AF6C, Net Control

146.55 MHz Simplex FM
Wed- 8:30 PM - 9:30 PM
Bob, WB6IXN, Net Control

7.086 ± MHz CW **OCWN**
Sun- 9:00 AM – 10 AM
Ann K6OIO, Net Control

**Club Dues for 2016:**

Regular/New Members* - - - - - \$30
Family renewal/Join** - - - - - \$45
New Member Join Jul-Dec*** - - - \$15
Replacement Badge**** - - - - - \$3

* New members Jan-Jun, w/badge.

** Two members or more, w/badge.

*** New members Jul-Dec, w/badge.

**** There is a \$1.50 charge if you'd like to have your badge mailed to you.

COAR RACES prepares Communication Support for the Orange Police 2016 B2V Running Team

by Ken W6HHC

Each spring, law-enforcement running teams (from around the world) have entered in a competitive foot-relay-race through the desert. This race, known as "Baker-to-Vegas" (and aka B2V), is a 120 mile long race, that starts outside Baker (CA), runs through the desert to Shoshone, then runs through Pahrump, NV and finishes at the Hilton Hotel in Las Vegas. The B2V race is broken into 20 "legs" or stages. This year, 275 different law enforcement teams participated...including Canada, New Zealand, and Belize.

The runners of the Orange Police Department have been supported for many years with communications by hams belonging to COAR (City of Orange Amateur Radio) RACES, the OCARC members, and Communications Volunteers from Cypress. This year, the B2V event began on Saturday, March 19, with runners reaching the finish line on Sunday, March 20.

In order to organize and prepare for the 2016 B2V race, several planning meetings and workshop sessions were conducted by COAR members. There were eight OCARC members assisting COAR and the OPD in some capacity during the B2V race this year.

Congratulations to the Orange PD running team who finished the grueling 120 mile Baker-to-Vegas foot relay race in 16 hours, 5 minutes and 19 seconds to come in third in their division (150 and under sworn personnel class) and 45th overall. Congratulations also to the Newport PD (150 class) 22nd overall, Santa Ana PD (open class) who finished 10th and Anaheim PD (open class) who finished 8th overall.



A workshop for testing equipment to be used in the Pahrump Comm Center was held in W6HHC backyard. Shown are (L-R) Nicholas AF6CF, Tom W6ETC, Bob AF6C, Ken W6HHC, Jeff K6YUP, and Quent W6RI.




A tradition at the worksession for testing radio equipment that will be used at the Pahrump Comm Center is that Ken W6HHC offers to cook up Bratwurst for lunch to all helpers.

2016 OCARC SHOW & TELL SCHEDULE

This is a list of suggested Show and Tell activities for the 2016 calendar year. Bring your item to show and tell! *

April: Antenna Analyzers
May: VHF/UHF radios
June: HF Radios
July: Station accessories
August: Morse Code
September: Digital Modes
October: Auction – no “S-n-T”
November: Linear Amplifiers
December: X-MAS Party - no “S-n-T”



*If you wish to participate in the “Show & Tell”, please contact the Activities Chairman Tim, N6TMT N6TMT@w6ze.org, or just bring your “treasured stuff” to OCARC meetings to share with the other members. Note: Topics are subject to change without notice.

Quick-View OCARC 2016 Calendar and Topic Schedule

	OCARC Membership**	Board of Directors Meeting ^B
4	4/15	4/02
5	5/20	5/07
6	6/17	6/04
7	7/15	7/09*
8	8/19	8/06
9	9/16	9/03
10	10/21	10/01
11	11/20	11/05
12	Club Christmas Party Dec 09	TBD

*Indicates Change to normal schedule. OCARC Board of Directors normally schedules breakfast meetings on the 1st Saturday of each month *unless otherwise indicated*. ^B Indicates Breakfast available at extra cost, meeting held offsite at a location TBD

**OCARC membership meetings are typically held the 3rd Friday each Month

WELCOME TO MY SHACK

Greg Bohning W6ATB

I have been a ham operator since 1962. I obtained my ham license in Seattle, WA. My original Call Letters were KN7VXM (novice) then K7VXM (general). In 1964 I moved to Calif. and I was assigned the Call Letters W6ATB

On 6 Meters, I operate CW/JT65 during sporadic-E season and Meteor Scatter year around. I also operate JT65/PSK31 and CW modes on 10 through 160 meters.

My main ham rig is the Elecraft K3 Line used for Digital & SSB. The Johnson Viking transmitter & RME receiver are for CW.

I am a member of the Straight Key Century Club and my SKCC number is **12614**. I am a member of Ten-Ten International and my ten-ten number is **76440**. BOZO 2 Meter SSB Net, member number **70**.

I am the Treasurer (2015/16) for the Orange County Amateur Club W6ZE (www.w6ze.org).

I am the President of Cycle Siren, Inc (CYCLESIREN); 'The Full Featured Bicycle Siren/Lighting Systems for the Law Enforcement & EMS' (www.cyclesiren.com).





National Radio Repeater Legion (NRRL) Announces In-N-Out Burgers On The Air (INOBOTA) Event for 2017

By Jack McDonald-Bell W6MCD

NRRL President, Randy Talky faced an angry mob of members at their National Convention in Beatty, Nevada last month. During the NRRL Forum, members were upset that their arch-rival ARRL is having so much success with the National Parks on the Air event, and that the NRRL had “nothing”. NRRL members demanded something be done. Many called Talky a “do-nothing President”, and stormed the stage, where fist-fights broke out. Nye County Sheriff were called in to calm things down, and to make arrests, including some Board members, who had outstanding warrants.



Following the Convention, the Board had an emergency meeting to address the issue. NRRL Vice President Shawn Wou suggested the idea of an In N Out Burgers On the Air Event, and the Board ate it up.

In N Out Burgers On The Air or INOBOTA event will run all of 2017. Like the ARRL event this year, there are “Activators” and “Chasers”. Rules state that a INOBOTA activation must be from In Out property, and must be accompanied by the purchase of a sandwich, fries and a drink. The receipt must be kept as evidence of the activation. The exchange is simple – RST plus the INO store #. Just ask an INO employee for their store #. The original In N Out burger replica will be store #0, and will count 10 points. HF bands can be used, as space for antennas permit, but contacts may be made through local VHF repeaters.



Store #0 in Baldwin Park CA

For Chasers, the goal is to contact as many of the 300+ In N Outs as possible in one year. All paper logs for activators and chasers must be submitted to NRRL HQ by January 15, 2018. Final scores will be published in the April 2018 Kerchunk Magazine.

Bonus points:

Activate an INO from the drive thru, and give out 2 points per QSO. Just sign your callsign with /DT. Ordering an item “Animal Style” also doubles the value, and is signed with /AS. Doing both bonuses is signed with /DT/AS and is known as the “Double Double” for 4 points.

Harry Snyder, In N Out founder and CEO says “We welcome all NRRL members to activate as many of our stores as you can.” In honor of the event, 3 new “Secret Menu” items have been added:

“Ham and cheese sandwich”	Ham sandwich
“807”	Root Beer
“+6db Burger”	Double Double

Heathkit of the Month #71:
by Bob Eckweiler, AF6C



HOUSEHOLD PRODUCTS

Heathkit GU-1800
“MINIMIZER” TRASH COMPACTOR

Introduction:

It's April again and, as is the custom of this series, an unusual, obscure, preposterous or just plain made-up kit will be reviewed. For those awaiting part two of the HW-12/22/32 article, it is written and was supposed to appear in the March *RF*. Unfortunately, due to a project occurring at our March meeting, much of the space in the newsletter was filled with project related articles and the editor decided to hold the article for a future issue. It WILL appear in the May issue (as I am the designated editor for that month!)

My initial problem for the April article was finding a kit to review. At our recent board meeting one member showed dismay at the Heathkit articles, stating, “Who cares about forty year old Heathkit trash?” The word trash struck a chord in my head. I thought, “Didn't Heathkit once make a trash compactor?” Perusing some early 1970's Heathkit catalogs I found the GU-1800 listed. Searching the web, very little information on the kit was found. No manuals, no pictures - other than from the old ads, nada. Even the many places that sell Heathkit manuals drew a blank. I finally did find a review of trash compactors in the June 1972 issue of Popular Mechanics which included the Heathkit. Undaunted by this lack of information I continued on!

Heathkit GU-1800 Minimizer:

Heathkit introduced the GU-1800 in late 1971, see Figure 1. An ad appeared in the October issue of Popular Science of that year announcing




Figure 1: Heathkit GU-1800 Trash Compactor

“Ten exciting new Heathkit projects for wintertime kit building fun”. Included in those kits was the GU-1800. It sold for \$199.95 at introduction, saving you \$20 over the Sears Kenmore compactor and \$40 over the current General Electric model of the same period. The GU-1800 came with five plastic lined bags and a can of deodorant. It had a shipping weight of 203 lbs. and required motor-freight shipping.

In the 1972 catalog #800/40 the price of the GU-1800 was reduced \$20 to \$179.95; in that same catalog the plastic lined trash bags sold for \$4.99 for a box of 15. The GU-1800 continued to sell into 1974, but was no longer listed in the catalog in 1976.

GU-1800 Assembly and Features:

The GU-1800 was advertised as a “Two-Evening” kit (6 to 10 hours). The construction is mostly mechanical with minimal electrical wiring. The basic frame came as a welded structure to assure alignment and strength. The ram rides in the frame, driven by two jack-screws. The trash is compressed with a force of one ton. As shown in figure 2, a 1/3 horsepower motor drives a speed reduction pulley via a toothed rubber belt. That in turn drives a chain sprocket that drives the two jack screws, moving the ram. Pressure sensitive switches measure the force and detect when compression has stopped. the motor then reverses, returning the ram to its resting position and shutting the motor off. For safety, there are interlocks and a key operated lock to prevent kids and fools from playing with the compactor.

The compactor measures 15” in width and 25-1/2” in depth. It’s height is adjustable from 34-3/8” to 35-1/8” to fit under a counter, or be stand-alone, or built-in. The finish is white enamel with a marble-textured vinyl clad top. The controls are on the front at the top and include a rocker switch and the key-lock switch. The unit runs off 120 VAC power

and requires up to 10 amps. A full compacting cycle takes about 60 seconds, less as the bag gets fuller. Heathkit claims that a single plastic-lined bag can hold a week’s garbage for the average family of four. It compresses garbage to approximately 1/4 of its original volume. The article in Popular Mechanics comments that they found “...that one bagful of compressed waste equals the contents of two large conventional-type garbage cans...”.

The upper of two doors on the front of the unit is where the garbage is added. Each time the door is operated a shot of deodorizer from a replaceable aerosol can is released to keep any

odors under control. No information was given on the deodorizer can other than it is of the 9 ounce size. One can was supplied with the kit. Whether any store-bought can of the correct size would work was not mentioned. However, since nowhere did Heathkit offer replacement cans, it probably was readily available at your local store back then.

The lower of the two doors slides out for access to remove the full bag, which is designed to easily lock-fold to seal the contents along with any odors

and prevent spilling of any liquids. Heathkit sold replacement bags for the GU-1800.

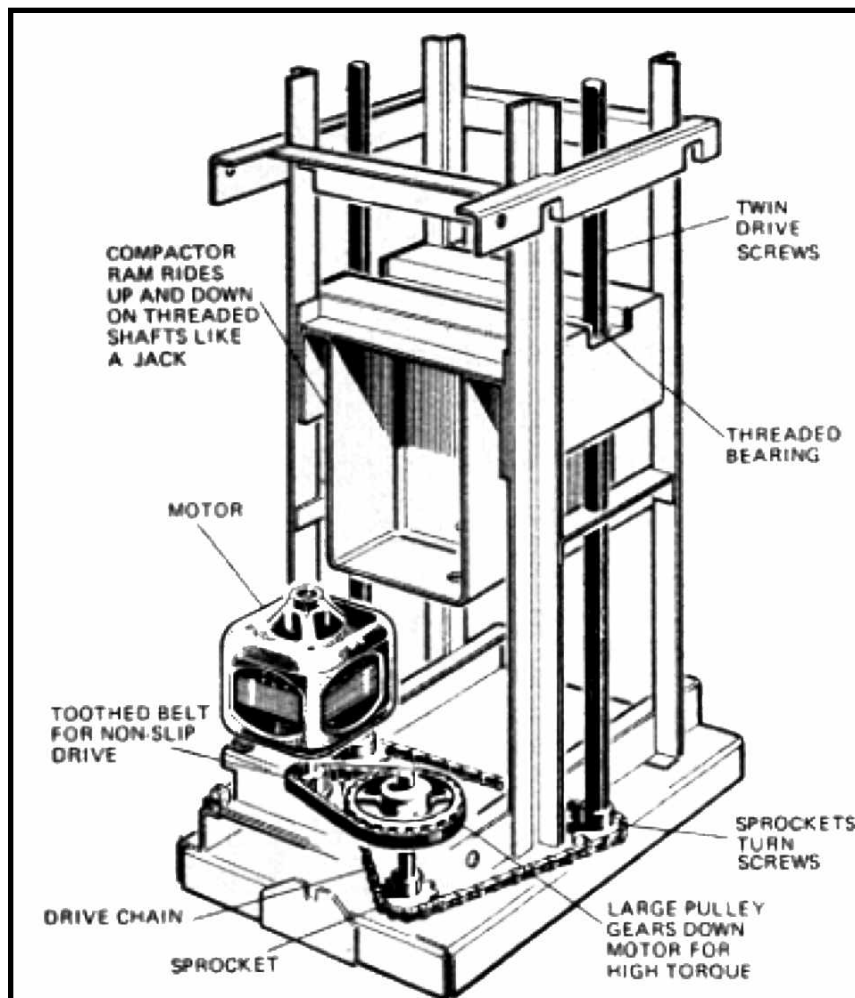


Figure 2: Internal drawing of GU-1800 compactor mechanism.
View is from the rear, where the motor is located the motor.

Whether they were of a standard size or not, could not be determined. A search of the web didn't reveal any bags that said they were compatible with the Heathkit GU-1800. No bag size specifications were given in the advertising.

Interlocks prevent the compactor from running when a door is open, the doors lock, preventing anyone from opening them, while the compactor is running, and the electrical key lock can prevent unauthorized use.

GU-1800 Operation:

The operation is quite simple. If you have small kids or elderly parents probably the most difficult part is finding where you left the key. If you have young kids it is probably on a nail above their reach. This doesn't necessarily work for elderly parents. Trash is added by opening the top door and tossing the trash in. When the door is closed a squirt of deodorant is added to the contents of the trash bag. If you only added a little you may not need to compact at this time, otherwise, with the key switch activated (you have found the key by now? - or perhaps, like many, you keep it in the lock all the times) you press the momentary rocker switch. The GU-1800 responds with a whining noise, followed by the sounds that clue you as to what you recently placed in the com-




Figure 3: Photo of the compacting mechanism of the Heathkit GU-1800



**SAVE \$20
NOW ONLY
179⁹⁵**

Built-in deodorizer

Safety key lock switch

No money down on any kit - up to 2 years to pay - see order blank for details.

Build the Heathkit "Minimizer" and put the squeeze on trash

In as little as two evenings you can build the "Minimizer". Uncomplicated drawings and simple instructions speed assembly time . . . so you'll be carrying out the trash only once a week. The "Minimizer" compresses cans, bottles and kitchen trash into one lock-folded, moisture-proof bag . . . holds up to a week's trash for an average family of four. A packing ram descends with 2,000-lb. force to reduce refuse to almost 1/4 its original size. When the bag's full, you simply fold over the top and remove a neat, dry package for normal rubbish pickup. And the "Minimizer" deodorizes the contents each time the drawer is used. For safety, a key lock switch is provided, and an interlock automatically turns unit off if drawer is not fully closed. Unit fits under counter or can be used free-standing. Measures 35 1/2" H x 15" W x 25 1/2" D. Bright white enamel finish and marble-tone vinyl-clad top complement any decor. Kit includes troubleshooting instructions so you can do any periodic adjustments or servicing yourself. Five plastic-lined bags and 9-oz. can of deodorant included. Operates from any conventional 120 VAC 3-wire grounded household outlet. Let the "Minimizer" take over your chores. Order yours, today.

Kit GU-1800, 210 lbs., Exp./Frt.	178.95
GUA-1800-1, 15 plastic lined bags, 10 lbs., mailable	4.99

Figure 4: Heathkit GU-1800 blurb from their 1972 catalog #800/40

pactor. These sounds can be benign as cardboard crushing and paper and plastic crinkling; to more aggressive - but still acceptable - sounds of glass bottles breaking, tin cans crushing and chicken bones crunching; to the unacceptable sounds of a pet uttering its last screech (either you're negligent, or one of your kids has found the key).

When the sensor detects that the trash is compacted to the correct extent, the motor reverses, the ram returns to its resting position, and the compactor is ready for more garbage. Should the sensors detect that the bag is full, the motor will not operate, and it is time to slide out the bottom drawer and remove and seal the full bag and put in a new bag. In 1972 about 33 cents for a bag was quite reasonable, especially if you could purchase them locally at your local Heathkit store instead of using mail order.

So what can you NOT put in your Heathkit GU-1800? I'm sure the elusive Heathkit manual includes a list. The Popular Mechanics article recommends not compressing *"food wastes that spoil quickly and produce strong odors, such as fish, and citrus rinds"*. Also, aerosol cans are not recommended as they might still have pressure and explode with damaging force. Other than that, most things you would toss in your garbage can (in 1972) are acceptable. This is where common sense plays an important part in owning a GU-1800. Since the paper bags are lined in plastic, wet items are acceptable. But water is not compressible so wet items are okay but a jar or milk container full of water (or milk) isn't.

Conclusion:

I've never owned a trash compactor. I do know of two people who do have them - both are hams. Come to think of it, I never asked them if they were a Heathkit model. I imagine it is a handy device, but with today's recycling I have trashcans full of recyclable CRV cans, glass bottles and plastic bottles. I won't get into the awful California CRV system. But, in Massachusetts and other states with a real deposit system

it is simple to return bottles and cans at the grocery store without long lines and such.

When I was researching trash compactors on the web, there was a link to a book - "The Indio Trash Compactor Murders" by Michael Shepler. It was written in 1979 and the note on Amazon was "Be the first to review this item". No thanks!

What was almost as amazing were all the references to trash compactors that involved the Star Wars movies. Of course there was the Star Wars clip of four of the heroes caught in the Death Star trash compactor - an interesting scene, but then there were white papers, theses and other writings, one entitled ***"On the Implausibility of the Death Star's Trash Compactor"***. Amazing, can you now get a PhD in "Star Wars studies"?

If anyone is the proud current or previous owner of a Heathkit GU-1800 Minimizer Trash Compactor, please drop me an email and let me know your experiences. Are bags still available? I just have to assume Heathkit used a standard bag, but I know they came imprinted with the Heathkit logo and Minimizer name on them.

Next Month:

Next month will be part two of the HW-22 series article. I do hope to a future short article on the later A-series of those kits. Meanwhile, checkout the Heathkit.Com site. They have added an antenna and a soldered version of their Explorer Jr®. radio, to their new line.

73, from AF6C



This article is Copyright 2016 R. Eckweiler and The OCARC Inc.

Remember, if you are getting rid of any old Heathkit Manuals or Catalogs, please pass them along to me for my research.

Thanks - AF6C

OCARC Cash Flow - Year To Date

1/1/2016 through 3/30/2016

Category	1/1/2016- 3/30/2016
INFLOWS	
ARRL Membership Dues	39.00
Badge Income	3.00
Battery-Box-Kit	50.00
Dues, Membership 2016	1,535.00
Dues, New Member 2016	63.00
TOTAL INFLOWS	1,690.00
OUTFLOWS	
ARRL Membership Expense	34.00
Bank Svc Chg	10.00
Battery-Box-Parts	166.25
Coffee Supplies Expense	76.73
Food Snacks	85.58
Money Back For Change	10.00
Postage	39.16
Storage Locker	426.00
Web Site Hosting	44.97
TOTAL OUTFLOWS	892.69
OVERALL TOTAL	797.31

OCARC General Meeting Minutes

Mar 17, 2016

The OCARC General Meeting was held at the Red Cross Complex on March 17th 2016. The meeting was called to order at 7:00 pm. There was a total of 32 members and visitors attending. There was a quorum with all directors present, except N6XBP.

PROGRAM:

Our main speaker for the evening was Tony Gawel – W6TNY speaking on

“Cheap-to-Cadillac” – EmComm Battery Boxes – and a basic build project...

Tony W6TNY presented a simple design to construct a low-cost portable EmComm Battery Box using cheap used-batteries. Other design could use more expensive powerful batteries and also include other features like an inverter for 110 VAC output.



Tony W6TNY explained design and construction of a basic battery box

After the main presentation of design, three kits of parts were distributed to three groups of members to build and test working battery boxes.



Team #1 with Jack K6PAK and Corey KE6YHX begin to assemble a cheap battery box.



The front six members were Build Team 2.



This was Battery Build Team 3



Ron W6FPS was the winner of a drawing for one of the four boxes.

SHOW-n-TELL

After the break, several members discussed “S-n-T” items that they had brought to the meeting. The included Tony N2VAJ discussing the 10M One-half-Square-Antenna he has

built, and Doug K6PGH showing his brand new DXCC certificate and the small portable antenna he used in his first world-wide contest. Doug explained that the secret to achieving DXCC is **"TURN ON YOUR RADIO"**.



Tony N2VAJ explains construction of a 10M One-half-Square-Antenna during S-n-T



Doug K6PGH displays his new DXCC cert and explains the "secret for DX-ing"

NEW BIZ:

• New Publicity Chair

Vern KG6OXD had earlier announced his resignation as Publicity Chair for 2016 because of upcoming plans for an extended RV vacation (multi-years?). Doug K6PGH accepted nomination to become the new OCARC Publicity chair and was duly elected by the members.

Respectfully submitted
by Ken Konechy W6HHC



ARRL Volunteer Examiners:

- 1) Paul W6GMU
- 2) Doug K6PGH
- 3) Jack KK6VNB
- 4) Tom W6ETC
- 5) Don N6XBP

OCARC VE Team Contact Person:

Tony N2VAJ N2VAJ@w6ze.org

NOTICE

Look for Field Day University training to be held just prior to the monthly meetings in May and June. Start time for the training is at 6pm. This is for anyone that wants to get up to speed on working the radios during Field Day. Come even if you are experienced because you can provide additional insight and encouragement to those who need it.

OCARC BOARD MEETING MINUTES

2016-04-02

The OCARC Board meeting was held at the Marie Callender's Restaurant on Grand Ave in Santa Ana on April 2nd, 2016. There were a total of 12 directors and members attending. There was a quorum with all Directors present.

Director Reports:

- **Membership** – Don N6XBP reported that a membership-due e-mail reminder will be sent out to unpaid members by April 03.
- **Treasurer**- Greg W6ATB reported that the club had taken in a total of \$1,690 so far this year and that the net profit was currently \$797. [see **page 11** for detailed report]
- **Publicity** – Tony N2VAJ reported the club had plenty of brochures next to the coffee pot at HRO store, Chair Doug K6PGH reported he would contact Vern KG6OXD to get the current supply of OCARC brochures,
- **Director-at-Large** – Bob AF6C reported that he had updated photos on OCARC tri-fold brochure and it would be sent out for review by the Board.

OLD BIZ:

- **Newsletter Editors**
 - Apr - Tim N6TMT
 - May - Bob AF6C
 - June - Tony N2VAJ
 - Jul - Clem WØMEC
 - Aug - Greg W6ATB
 - Sept - (TBD)
 - Oct - Nicholas AF6CF
 - Nov - Paul W6GMU
 - Dec - Don N6XBP
- **Program Speakers for Club Meetings**
 - Apr 15- Eric Christensen K6EJC on "Toys for Hams"
 - Jun – perhaps Chip K7JA ??
- **Field Day 2016 Site Selection**
 - Paul W6GMU reported that the application for use of Los Alamitos JFTB had progressed several steps in March.
 - Nicholas AF6CF reported that he would visit Carla at the Centralia School District in Buena Park with Tom W6ETC to see if the

the OCARC use of the field for FD was confirmed.

• Club Membership Growth Proposals

The club Membership Chair, Don N6XBP, is moving his QTH to South county and needs to curtail these efforts until after FD (aka July). The plan to send out about 100-to-200 invitation e-mails per month was also put on-hold until after FD.

• New WebSite Membership Database

Don N6XBP reports this effort was essentially also on hold until probably July.

• Membership PayPal button

Ken W6HHC reported that his hectic life requires him to table this effort for now.

• OCARC VE Testing

Don N6XBP has passed "the baton" for the OCARC VE Team leadership to Tony N2VAJ.

• FD BandPass Filters

Greg W6ATB volunteered to test the new bandpass filters obtained from Ron W6ZQ.

• New Assistant WebMaster

Don N6XBP has agreed to be new assistant webmaster and has started some training. Ken W6HHC reported that his hectic life requires him to table further training for now.

• More Equipment Storage

Ken W6HHC reported that his hectic life requires him to table this effort for now.

• Battery Box "Build Project"

Tom W6ETC reported that the build project at the March meeting was very successful.

- One box was raffled off to Ron W6FPS.
- Three more boxes were sold for \$50: including Ken W6HHC and Paul W6GMU.

NEW BIZ:

• Meeting Feedback

The board plans to set up a table at general meetings for items available free to members

Respectfully submitted

by Ken Konechy W6HHC

**An ARRL Special Service Club****OCARC 2016 Club & Special Event Calendar**

April 02, 2016 OCARC Board of Directors Meeting <http://www.w6ze.org/MeetingInfo.html>

April 15, 2016 **OCARC General Meeting @ the ARC Santa Ana** <http://www.w6ze.org/MeetingInfo.html>

April 15-17, 2016 International DX Convention, Visalia CA <http://www.dxconvention.org/>

May 07, 2016 OCARC Board of Directors Meeting <http://www.w6ze.org/MeetingInfo.html>

May 20, 2016 **OCARC General Meeting @ the ARC Santa Ana** <http://www.w6ze.org/MeetingInfo.html>

May 20-22, 2016 Hamvention 2016 Dayton <http://hamvention.org/>

May 28-29, 2016 CQWPX-CW World-Wide WPX CW Contest <http://www.cqwpw.com/>

June 04, 2016 OCARC Board of Directors Meeting <http://www.w6ze.org/MeetingInfo.html>

June 17, 2017 **OCARC General Meeting @ the ARC Santa Ana** <http://www.w6ze.org/MeetingInfo.html>

June 24-26, 2016 ARRL Field Day, OCARC Major Event (Link?)

July 04, 2016 OCARC Board of Directors Meeting <http://www.w6ze.org/MeetingInfo.html>

July 15, 2016 **OCARC General Meeting @ the ARC Santa Ana** <http://www.w6ze.org/MeetingInfo.html>

July 16-17, 2016 North American QSO Party (RTTY) <http://ncjweb.com/NAQP-Rules.pdf>

Aug. 06, 2016 OCARC Board of Directors Meeting <http://www.w6ze.org/MeetingInfo.html>

Aug. 06-07, 2016 North American QSO Party (CW) <http://ncjweb.com/NAQP-Rules.pdf>

Aug. 19, 2016 **OCARC General Meeting @ the ARC Santa Ana** <http://www.w6ze.org/MeetingInfo.html>

Aug. 20-21, 2016 North American QSO Party (SSB) <http://ncjweb.com/NAQP-Rules.pdf>

Sept. 03, 2016 OCARC Board of Directors Meeting <http://www.w6ze.org/MeetingInfo.html>

Sept. 16, 2016 **OCARC General Meeting @ the ARC Santa Ana** <http://www.w6ze.org/MeetingInfo.html>

Sept. 24-25, 2016 CQWDX-RTTY CQ WW RTTY DX Contest <http://www.cqwwrtty.com/>

Oct. 01, 2016 OCARC Board of Directors Meeting <http://www.w6ze.org/MeetingInfo.html>

Oct. 01-02, 2016 California QSO Party <http://www.cqp.org/> rules: <http://www.cqp.org/Rules.html>

Oct. 21, 2016 **OCARC Auction** (Link Pending)

Oct. 09-11, 2016 The 34th Annual ARRL & TAPR Digital Comm. Conference <https://www.tapr.org/dcc.html>

Oct. 14-16, 2016 ARRL Pacific Division Convention (PACIFICON) <http://www.pacificon.org/>

Oct. 22-23, 2016 JOTA (Jamboree-on-the-Air) <http://www.scouting.org/JOTA.aspx>

Oct. 26-27, 2016 CQ Worldwide DX Contest, SSB <http://www.cqww.com/>

Nov. 05, 2016 OCARC Board of Directors Meeting <http://www.w6ze.org/MeetingInfo.html>

Nov. 05-07, 2016 ARRL CW November Sweepstakes <http://www.arrl.org/sweepstakes>

Nov. 19-21, 2016 ARRL November Sweepstakes Contest, SSB <http://www.arrl.org/sweepstakes>

Nov. 20, 2016 **OCARC General Meeting @ the ARC Santa Ana** <http://www.w6ze.org/MeetingInfo.html>

Nov. 26-27, 2016 CQ Worldwide DX Contest, CQ <http://www.cqww.com/>

Dec. 02-04, 2016 ARRL 160-Meter Contest <http://www.arrl.org/160-meter>

Dec. 10-11, 2016 ARRL 10-Meter Contest <http://www.arrl.org/10-meter>

Dec. 09, 2016 OCARC **OCARC Holiday Party** (Marie Callender's Yorba Linda - booking pending)



OCARC 2016 DUES past DUE !!!

Don't forget to pay your OCARC dues for 2016. Please note the amount of the dues was raised this year to \$30 per year (see page 2 for family rates & more). Don't miss out on the events planned by our new Board. You can send a check made out to OCARC to the club PO Box (listed on W6ZE.ORG) or pay at the club meetings.

The Orange County Amateur Radio Club has the following Generator For Sale



Groban 4,000 Watt Generator with Towable Trailer
Rated 4KW 120/240 VAC 60 Hz @ 3,600 RPM

\$\$\$ Make us an Offer \$\$\$

Details/Condition: • Originally purchased March 24, 1986 from Santa Fe Toolline

Supply

- Briggs & Stratton (8 or 10 hp) engine? Electric start, meter panel & circuit breakers. Eng. overhauled 1994+-.
- Generator is mounted on a Harbor Freight trailer for towing with lights & spare tire.
- Trailer had been licensed for the road but registration has recently expired.
- Unit was used each Field Day only from 1986 through 1999 without any serious problems.
- It was know to be running in June of 2006.
- Unit has been stored outside under a tarp at one of OCARC members home since that time.
- It has not been running since then and may need some minor to extensive work?
- Total running hours on the meeting is estimated at 350 hours.
- Engine was overhauled approximately 1994.
- A new battery is required for electric start & Carburetor needs rebuilding (leaks fuel).
- Condition of tires is not known but more than likely may need to be replaced due to its age.
- The equipment is located in the City of Fountain Valley, CA

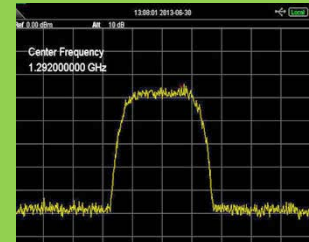
For more information email ocarc_info.org or check update details on the **OCARC website** www.w6ze.org website for the most up to date information on the generator for sale. Equipment offered subject to prior sale without notice.



Digital Amateur TeleVision Exciter/Transmitter

Now available from

DATV-Express



- A more affordable DATV exciter can now be ordered
- Fully assembled and tested PCBA
- DVB-S protocol for DATV (using QPSK modulation)
- Can operate all ham bands from 70 MHz-to-2450 MHz
- RF output level up to 10 dBm (min) all bands (DVB-S)
- Software Defined Radio (SDR) architecture allows many variations of IQ modulations
- “Software-Defined” allows new features to be added over the next few years, without changing the hardware board
- As extra bonus, the team has been able to get the board to transmit DVB-T 2K mode, however we cannot guarantee the performance of that protocol. Caveat Emptor!
- Requires PC or ODROID running Ubuntu Linux (see User Guide)
- Price is US\$300 + shipping – order using PayPal



For more details and ordering
www.DATV-Express.com

Register on the web site
 to be able to see
 the PURCHASE page

